


**Summary Institution-Level Pass Rate Data: *Alternative Teacher Preparation Program Within IHE***


 <b>Title II Reporting Services</b>		<b>HEOA - Title II 2014 - 2015 Academic Year</b>				
<b>Institution Name</b>		NEW JERSEY CITY UNIVERSITY				
<b>Institution Code</b>		2516				
<b>State</b>		New Jersey				
<div> <div></div> <div>April 15, 2016</div> </div>						
				<b>Statewide</b>		
<b>Group</b>	<b>Number Taking Assessment<sup>1</sup></b>	<b>Number Passing Assessment<sup>2</sup></b>	<b>Institutional Pass Rate</b>	<b>Number Taking Assessment<sup>1</sup></b>	<b>Number Passing Assessment<sup>2</sup></b>	<b>Statewide Pass Rate</b>
All program completers, 2014-15	76	74	97%	86	83	97%
All program completers, 2013-14	113	113	100%	123	122	99%
All program completers, 2012-13	87	86	99%	94	93	99%

Note: In cases where there are less than ten students taking the assessment or license/certificate, the number passing and pass rate are not reported.


<sup>1</sup> Number of completers taking one or more assessments within their area of specialization.

<sup>2</sup> Summary level "Number Taking Assessment" may differ from assessment level "Number Taking Assessment" because each student is counted once at the summary level but may be counted in multiple assessments at the assessment level.


**Single Assessment Institution-Level Pass Rate Data: Alternative Teacher Preparation Program Within IHE**

		<b>HEOA - Title II</b> <b>2014 - 2015 Academic Year</b>									
Institution Name		NEW JERSEY CITY UNIVERSITY									
Institution Code		2516									
State		New Jersey									
							Statewide				April 15, 2016
Assessment Information <sup>1</sup>	Group	Number Taking Assessment	Number Passing Assessment	Institutional Pass Rate	Institutional Average Scaled Score	Assessment Cut Score <sup>2</sup>	Number Taking Assessment	Number Passing Assessment	Statewide Pass Rate	Statewide Average Scaled Score	
ART CONTENT KNOWLEDGE (5134)  Test Company: ETS Score Range: 100-200	All enrolled students who have completed all nonclinical courses, 2014-15										
	Other enrolled students, 2014-15	1				158	1				
	All program completers, 2014-15	2				158	2				
	All program completers, 2013-14	1				158	1				
	All program completers, 2012-13	1				158	1				
BIOLOGY CONTENT KNOWLEDGE (0235)  Test Company: ETS Score Range: 100-200	All enrolled students who have completed all nonclinical courses, 2014-15										
	Other enrolled students, 2014-15	7				152	7				
	All program completers, 2014-15	8				152	8				
	All program completers, 2013-14	7				152	7				
	All program completers, 2012-13	10	10	100%	170	152	10	10	100%	170	
CHEMISTRY CONTENT KNOWLEDGE (0245)  Test Company: ETS Score Range: 100-200	All enrolled students who have completed all nonclinical courses, 2014-15										
	Other enrolled students, 2014-15	4				152	4				
	All program completers, 2014-15	6				152	6				
	All program completers, 2013-14	4				152	4				
	All program completers, 2012-13	7				152	7				
EARLY CHILDHOOD CONTENT KNOWLEDGE (5022)  Test Company: ETS Score Range: 100-200	All enrolled students who have completed all nonclinical courses, 2014-15										
	Other enrolled students, 2014-15	2				159	8				
	All program completers, 2014-15						10	9	90%	168	
	All program completers, 2013-14						10	9	90%	170	
	All program completers, 2012-13	1				159	8				


**Single Assessment Institution-Level Pass Rate Data: *Alternative Teacher Preparation Program Within IHE***

		<div>HEOA - Title II</div> <div>2014 - 2015 Academic Year</div>									
Institution Name		NEW JERSEY CITY UNIVERSITY									
Institution Code		2516									
State		New Jersey									
							Statewide				April 15, 2016
Assessment Information <sup>1</sup>	Group	Number Taking Assessment	Number Passing Assessment	Institutional Pass Rate	Institutional Average Scaled Score	Assessment Cut Score <sup>2</sup>	Number Taking Assessment	Number Passing Assessment	Statewide Pass Rate	Statewide Average Scaled Score	
EARTH AND SPACE SCIENCES - CK (5571)  Test Company: ETS Score Range: 100-200	All enrolled students who have completed all nonclinical courses, 2014-15										
	Other enrolled students, 2014-15										
	All program completers, 2014-15										
	All program completers, 2013-14	1				153	1				
	All program completers, 2012-13										
ELEM ED CONTENT KNOWLEDGE (DISCONTINUED) (5014)  Test Company: ETS Score Range: 100-200	All enrolled students who have completed all nonclinical courses, 2014-15										
	Other enrolled students, 2014-15	10	9	90%	174	141	10	9	90%	174	
	All program completers, 2014-15	9				141	9				
	All program completers, 2013-14	43	43	100%	165	141	43	43	100%	165	
	All program completers, 2012-13	41	40	98%	170	141	41	40	98%	170	
ELEM ED MULTI SUBJ MATHEMATICS (DISC) (5033)  Test Company: ETS Score Range: 100-200	All enrolled students who have completed all nonclinical courses, 2014-15										
	Other enrolled students, 2014-15	21	17	81%	167	164	21	17	81%	167	
	All program completers, 2014-15	10	9	90%	177	164	10	9	90%	177	
	All program completers, 2013-14										
	All program completers, 2012-13										
ELEM ED MULTI SUBJ MATHEMATICS (5003)  Test Company: ETS Score Range: 100-200	All enrolled students who have completed all nonclinical courses, 2014-15										
	Other enrolled students, 2014-15	1				157	1				
	All program completers, 2014-15										
	All program completers, 2013-14										
	All program completers, 2012-13										


**Single Assessment Institution-Level Pass Rate Data: Alternative Teacher Preparation Program Within IHE**

		<div>HEOA - Title II</div> <div>2014 - 2015 Academic Year</div>									
Institution Name		NEW JERSEY CITY UNIVERSITY									
Institution Code		2516									
State		New Jersey									
							April 15, 2016				
							Statewide				
Assessment Information <sup>1</sup>		Group	Number Taking Assessment	Number Passing Assessment	Institutional Pass Rate	Institutional Average Scaled Score	Assessment Cut Score <sup>2</sup>	Number Taking Assessment	Number Passing Assessment	Statewide Pass Rate	Statewide Average Scaled Score
ELEM ED MULTI SUBJ READING LANG ARTS (DISC) (5032)  Test Company: ETS Score Range: 100-200	All enrolled students who have completed all nonclinical courses, 2014-15										
	Other enrolled students, 2014-15		21	18	86%	173	165	21	18	86%	173
	All program completers, 2014-15		10	9	90%	178	165	10	9	90%	178
	All program completers, 2013-14										
	All program completers, 2012-13										
ELEM ED MULTI SUBJ READING LANG ARTS (5002)  Test Company: ETS Score Range: 100-200	All enrolled students who have completed all nonclinical courses, 2014-15										
	Other enrolled students, 2014-15		1				157	1			
	All program completers, 2014-15										
	All program completers, 2013-14										
	All program completers, 2012-13										
ELEM ED MULTI SUBJ SCIENCES (DISC) (5035)  Test Company: ETS Score Range: 100-200	All enrolled students who have completed all nonclinical courses, 2014-15										
	Other enrolled students, 2014-15		21	17	81%	164	159	21	17	81%	164
	All program completers, 2014-15		10	10	100%	170	159	10	10	100%	170
	All program completers, 2013-14		13	13	100%	172	159	13	13	100%	172
	All program completers, 2012-13										
ELEM ED MULTI SUBJ SCIENCES (5005)  Test Company: ETS Score Range: 100-200	All enrolled students who have completed all nonclinical courses, 2014-15										
	Other enrolled students, 2014-15		1				155	1			
	All program completers, 2014-15										
	All program completers, 2013-14										
	All program completers, 2012-13										


**Single Assessment Institution-Level Pass Rate Data: Alternative Teacher Preparation Program Within IHE**

		<b>HEOA - Title II 2014 - 2015 Academic Year</b>								
<b>Institution Name</b>		<b>NEW JERSEY CITY UNIVERSITY</b>								
<b>Institution Code</b>		<b>2516</b>								
<b>State</b>		<b>New Jersey</b>								
							April 15, 2016			
<b>Assessment Information <sup>1</sup></b>		<b>Group</b>	<b>Number Taking Assessment</b>	<b>Number Passing Assessment</b>	<b>Institutional Pass Rate</b>	<b>Institutional Average Scaled Score</b>	<b>Assessment Cut Score <sup>2</sup></b>	<b>Statewide</b>		
								<b>Number Taking Assessment</b>	<b>Number Passing Assessment</b>	<b>Statewide Pass Rate</b>
<b>ELEM ED MULTI SUBJ SOCIAL STUDIES (DISC) (5034)</b>  Test Company: ETS Score Range: 100-200		All enrolled students who have completed all nonclinical courses, 2014-15								
		Other enrolled students, 2014-15	21	17	81%	164	155	21	17	81%
		All program completers, 2014-15	10	10	100%	173	155	10	10	100%
		All program completers, 2013-14								
		All program completers, 2012-13								
<b>ELEM ED MULTI SUBJ SOCIAL STUDIES (5004)</b>  Test Company: ETS Score Range: 100-200		All enrolled students who have completed all nonclinical courses, 2014-15								
		Other enrolled students, 2014-15	1				155	1		
		All program completers, 2014-15								
		All program completers, 2013-14								
		All program completers, 2012-13								
<b>ENG LANG LIT COMP CONTENT KNOWLEDGE (DISC) (0041)</b>  Test Company: ETS Score Range: 100-200		All enrolled students who have completed all nonclinical courses, 2014-15								
		Other enrolled students, 2014-15	3				162	3		
		All program completers, 2014-15	8				162	8		
		All program completers, 2013-14	6				162	6		
		All program completers, 2012-13	4				162	4		
<b>ENGLISH LANGUAGE ARTS: CK (5038)</b>  Test Company: ETS Score Range: 100-200		All enrolled students who have completed all nonclinical courses, 2014-15								
		Other enrolled students, 2014-15	4				167	4		
		All program completers, 2014-15	2				167	2		
		All program completers, 2013-14	2				167	2		
		All program completers, 2012-13								


**Single Assessment Institution-Level Pass Rate Data: Alternative Teacher Preparation Program Within IHE**

		<div>HEOA - Title II</div> <div>2014 - 2015 Academic Year</div>									
Institution Name		NEW JERSEY CITY UNIVERSITY									
Institution Code		2516									
State		New Jersey									
							April 15, 2016				
							Statewide				
Assessment Information <sup>1</sup>		Group	Number Taking Assessment	Number Passing Assessment	Institutional Pass Rate	Institutional Average Scaled Score	Assessment Cut Score <sup>2</sup>	Number Taking Assessment	Number Passing Assessment	Statewide Pass Rate	Statewide Average Scaled Score
FRENCH WORLD LANGUAGE (5174)  Test Company: ETS Score Range: 100-200		All enrolled students who have completed all nonclinical courses, 2014-15									
		Other enrolled students, 2014-15	1				162	1			
		All program completers, 2014-15									
		All program completers, 2013-14									
		All program completers, 2012-13									
GENERAL SCI CONTENT KNOWLEDGE (0435)  Test Company: ETS Score Range: 100-200		All enrolled students who have completed all nonclinical courses, 2014-15									
		Other enrolled students, 2014-15	10	9	90%	170	152	10	9	90%	170
		All program completers, 2014-15	15	15	100%	171	152	15	15	100%	171
		All program completers, 2013-14	15	15	100%	176	152	15	15	100%	176
		All program completers, 2012-13	14	14	100%	177	152	14	14	100%	177
GERMAN WORLD LANGUAGE (5183)  Test Company: ETS Score Range: 100-200		All enrolled students who have completed all nonclinical courses, 2014-15									
		Other enrolled students, 2014-15	1				163	1			
		All program completers, 2014-15									
		All program completers, 2013-14	1				163	1			
		All program completers, 2012-13									
HEALTH AND PE (DISC) (5856)  Test Company: ETS Score Range: 100-200		All enrolled students who have completed all nonclinical courses, 2014-15									
		Other enrolled students, 2014-15	1				151	1			
		All program completers, 2014-15	1				151	1			
		All program completers, 2013-14									
		All program completers, 2012-13	2				151	2			


**Single Assessment Institution-Level Pass Rate Data: Alternative Teacher Preparation Program Within IHE**

		<b>HEOA - Title II 2014 - 2015 Academic Year</b>								
<b>Institution Name</b>		<b>NEW JERSEY CITY UNIVERSITY</b>								
<b>Institution Code</b>		<b>2516</b>								
<b>State</b>		<b>New Jersey</b>								
							<small>April 15, 2016</small>			
<b>Assessment Information <sup>1</sup></b>		<b>Group</b>	<b>Number Taking Assessment</b>	<b>Number Passing Assessment</b>	<b>Institutional Pass Rate</b>	<b>Institutional Average Scaled Score</b>	<b>Assessment Cut Score <sup>2</sup></b>	<b>Statewide</b>		
								<b>Number Taking Assessment</b>	<b>Number Passing Assessment</b>	<b>Statewide Pass Rate</b>
<b>MARKETING EDUCATION (5561)</b>  Test Company: ETS Score Range: 100-200		All enrolled students who have completed all nonclinical courses, 2014-15								
		Other enrolled students, 2014-15								
		All program completers, 2014-15								
		All program completers, 2013-14	1				158	1		
		All program completers, 2012-13								
<b>MATHEMATICS CONTENT KNOWLEDGE (DISC) (0061)</b>  Test Company: ETS Score Range: 100-200		All enrolled students who have completed all nonclinical courses, 2014-15								
		Other enrolled students, 2014-15	3				137	3		
		All program completers, 2014-15	10	10	100%	157	137	10	10	100%
		All program completers, 2013-14	14	14	100%	149	137	14	14	100%
		All program completers, 2012-13	13	13	100%	152	137	13	13	100%
<b>MATHEMATICS CONTENT KNOWLEDGE (5161)</b>  Test Company: ETS Score Range: 100-200		All enrolled students who have completed all nonclinical courses, 2014-15								
		Other enrolled students, 2014-15	2				160	2		
		All program completers, 2014-15	2				160	2		
		All program completers, 2013-14								
		All program completers, 2012-13								
<b>MIDDLE SCHOOL ENG LANG ARTS (DISCONTINUED) (5049)</b>  Test Company: ETS Score Range: 100-200		All enrolled students who have completed all nonclinical courses, 2014-15								
		Other enrolled students, 2014-15	1				156	1		
		All program completers, 2014-15	2				156	2		
		All program completers, 2013-14								
		All program completers, 2012-13	3				156	3		


**Single Assessment Institution-Level Pass Rate Data: Alternative Teacher Preparation Program Within IHE**

		<b>HEOA - Title II</b> <b>2014 - 2015 Academic Year</b>								
Institution Name		NEW JERSEY CITY UNIVERSITY								
Institution Code		2516								
State		New Jersey								
							April 15, 2016			
Assessment Information <sup>1</sup>		Group	Number Taking Assessment	Number Passing Assessment	Institutional Pass Rate	Institutional Average Scaled Score	Assessment Cut Score <sup>2</sup>	Statewide		
								Number Taking Assessment	Number Passing Assessment	Statewide Pass Rate
MIDDLE SCHOOL ENG LANG ARTS (5047)  Test Company: ETS Score Range: 100-200		All enrolled students who have completed all nonclinical courses, 2014-15								
		Other enrolled students, 2014-15	2				164	2		
		All program completers, 2014-15								
		All program completers, 2013-14								
		All program completers, 2012-13								
MIDDLE SCHOOL MATHEMATICS (DISCONTINUED) (0069)  Test Company: ETS Score Range: 100-200		All enrolled students who have completed all nonclinical courses, 2014-15								
		Other enrolled students, 2014-15	3				152	3		
		All program completers, 2014-15								
		All program completers, 2013-14								
		All program completers, 2012-13	7				152	7		
MIDDLE SCHOOL MATHEMATICS (5169)  Test Company: ETS Score Range: 100-200		All enrolled students who have completed all nonclinical courses, 2014-15								
		Other enrolled students, 2014-15	6				165	6		
		All program completers, 2014-15								
		All program completers, 2013-14								
		All program completers, 2012-13								
MIDDLE SCHOOL SCIENCE (DISCONTINUED) (0439)  Test Company: ETS Score Range: 100-200		All enrolled students who have completed all nonclinical courses, 2014-15								
		Other enrolled students, 2014-15								
		All program completers, 2014-15	2				145	2		
		All program completers, 2013-14								
		All program completers, 2012-13	3				145	3		


**Single Assessment Institution-Level Pass Rate Data: Alternative Teacher Preparation Program Within IHE**

		<b>HEOA - Title II 2014 - 2015 Academic Year</b>								
Institution Name		NEW JERSEY CITY UNIVERSITY								
Institution Code		2516								
State		New Jersey								
							April 15, 2016			
Assessment Information <sup>1</sup>		Group	Number Taking Assessment	Number Passing Assessment	Institutional Pass Rate	Institutional Average Scaled Score	Assessment Cut Score <sup>2</sup>	Statewide		
								Number Taking Assessment	Number Passing Assessment	Statewide Pass Rate
<b>MIDDLE SCHOOL SOCIAL STUDIES (5089)</b>  Test Company: ETS Score Range: 100-200		All enrolled students who have completed all nonclinical courses, 2014-15								
		Other enrolled students, 2014-15	2				158	2		
		All program completers, 2014-15								
		All program completers, 2013-14								
		All program completers, 2012-13	1				158	1		
<b>MUSIC CONTENT KNOWLEDGE (0113)</b>  Test Company: ETS Score Range: 100-200		All enrolled students who have completed all nonclinical courses, 2014-15								
		Other enrolled students, 2014-15								
		All program completers, 2014-15	3				153	3		
		All program completers, 2013-14	2				153	2		
		All program completers, 2012-13	2				153	2		
<b>PHYSICS CONTENT KNOWLEDGE (5265)</b>  Test Company: ETS Score Range: 100-200		All enrolled students who have completed all nonclinical courses, 2014-15								
		Other enrolled students, 2014-15	2				141	2		
		All program completers, 2014-15	2				141	2		
		All program completers, 2013-14	2				141	2		
		All program completers, 2012-13	1				141	1		
<b>PRAXIS I MATHEMATICS (DISCONTINUED) (0730)</b>  Test Company: ETS Score Range: 150-190		All enrolled students who have completed all nonclinical courses, 2014-15								
		Other enrolled students, 2014-15	8				174	8		
		All program completers, 2014-15								
		All program completers, 2013-14								
		All program completers, 2012-13								


**Single Assessment Institution-Level Pass Rate Data: Alternative Teacher Preparation Program Within IHE**

		<b>HEOA - Title II 2014 - 2015 Academic Year</b>								
<b>Institution Name</b>		<b>NEW JERSEY CITY UNIVERSITY</b>								
<b>Institution Code</b>		<b>2516</b>								
<b>State</b>		<b>New Jersey</b>								
							April 15, 2016			
<b>Assessment Information <sup>1</sup></b>		<b>Group</b>	<b>Number Taking Assessment</b>	<b>Number Passing Assessment</b>	<b>Institutional Pass Rate</b>	<b>Institutional Average Scaled Score</b>	<b>Assessment Cut Score <sup>2</sup></b>	<b>Statewide</b>		
								<b>Number Taking Assessment</b>	<b>Number Passing Assessment</b>	<b>Statewide Pass Rate</b>
										<b>Statewide Average Scaled Score</b>
<b>PRAXIS I READING (DISCONTINUED) (0710)</b>  Test Company: ETS Score Range: 150-190		All enrolled students who have completed all nonclinical courses, 2014-15								
		Other enrolled students, 2014-15	6				175	6		
		All program completers, 2014-15								
		All program completers, 2013-14								
		All program completers, 2012-13								
<b>PRAXIS I WRITING (DISCONTINUED) (0720)</b>  Test Company: ETS Score Range: 150-190		All enrolled students who have completed all nonclinical courses, 2014-15								
		Other enrolled students, 2014-15	6				173	6		
		All program completers, 2014-15								
		All program completers, 2013-14								
		All program completers, 2012-13								
<b>SOCIAL STUDIES CONTENT KNOWLEDGE (0081)</b>  Test Company: ETS Score Range: 100-200		All enrolled students who have completed all nonclinical courses, 2014-15								
		Other enrolled students, 2014-15	9				157	9		
		All program completers, 2014-15	4				157	4		
		All program completers, 2013-14	11	11	100%	167	157	11	11	100%
		All program completers, 2012-13	7				157	7		
<b>SPANISH WORLD LANGUAGE (5195)</b>  Test Company: ETS Score Range: 100-200		All enrolled students who have completed all nonclinical courses, 2014-15								
		Other enrolled students, 2014-15	4				168	4		
		All program completers, 2014-15	3				168	3		
		All program completers, 2013-14	1				168	1		
		All program completers, 2012-13	2				168	2		


**Single Assessment Institution-Level Pass Rate Data: Alternative Teacher Preparation Program Within IHE**

		<b>HEOA - Title II 2014 - 2015 Academic Year</b>								
<b>Institution Name</b>		<b>NEW JERSEY CITY UNIVERSITY</b>								
<b>Institution Code</b>		<b>2516</b>								
<b>State</b>		<b>New Jersey</b>								
							<small>April 15, 2016</small>			
<b>Assessment Information <sup>1</sup></b>		<b>Group</b>	<b>Number Taking Assessment</b>	<b>Number Passing Assessment</b>	<b>Institutional Pass Rate</b>	<b>Institutional Average Scaled Score</b>	<b>Assessment Cut Score <sup>2</sup></b>	<b>Statewide</b>		
<b>TECHNOLOGY EDUCATION (5051)</b>  Test Company: ETS Score Range: 100-200		All enrolled students who have completed all nonclinical courses, 2014-15								
		Other enrolled students, 2014-15	3				159	3		
		All program completers, 2014-15	2				159	2		
		All program completers, 2013-14								
		All program completers, 2012-13								
<b>THEATRE (DISCONTINUED) (0640)</b>  Test Company: ETS Score Range: 250-990		All enrolled students who have completed all nonclinical courses, 2014-15								
		Other enrolled students, 2014-15								
		All program completers, 2014-15								
		All program completers, 2013-14								
		All program completers, 2012-13	2				570	2		
<b>THEATRE (5641)</b>  Test Company: ETS Score Range: 0-200		All enrolled students who have completed all nonclinical courses, 2014-15								
		Other enrolled students, 2014-15								
		All program completers, 2014-15	1				153	1		
		All program completers, 2013-14								
		All program completers, 2012-13								
<b>OPI ARABIC (ACT1001)</b>  Test Company: ACTFL * Score Range: 1-10		All enrolled students who have completed all nonclinical courses, 2014-15								
		Other enrolled students, 2014-15	1				6	1		
		All program completers, 2014-15								
		All program completers, 2013-14								
		All program completers, 2012-13								

**Single Assessment Institution-Level Pass Rate Data: Alternative Teacher Preparation Program Within IHE**

		<b>HEOA - Title II 2014 - 2015 Academic Year</b>								
<b>Institution Name</b>		<b>NEW JERSEY CITY UNIVERSITY</b>								
<b>Institution Code</b>		<b>2516</b>								
<b>State</b>		<b>New Jersey</b>								
							<small>April 15, 2016</small>			
<b>Assessment Information <sup>1</sup></b>		<b>Group</b>	<b>Number Taking Assessment</b>	<b>Number Passing Assessment</b>	<b>Institutional Pass Rate</b>	<b>Institutional Average Scaled Score</b>	<b>Assessment Cut Score <sup>2</sup></b>	<b>Statewide</b>		
								<b>Number Taking Assessment</b>	<b>Number Passing Assessment</b>	<b>Statewide Pass Rate</b>
										<b>Statewide Average Scaled Score</b>
<b>OPI FRENCH (ACT1006)</b>  Test Company: ACTFL * Score Range: 1-10		All enrolled students who have completed all nonclinical courses, 2014-15								
		Other enrolled students, 2014-15	1				7	1		
		All program completers, 2014-15	1				7	1		
		All program completers, 2013-14	1				7	1		
		All program completers, 2012-13								
<b>OPI GERMAN (ACT1007)</b>  Test Company: ACTFL * Score Range: 1-10		All enrolled students who have completed all nonclinical courses, 2014-15								
		Other enrolled students, 2014-15	1				7	1		
		All program completers, 2014-15								
		All program completers, 2013-14	1				7	1		
		All program completers, 2012-13								
<b>OPI ITALIAN (ACT1010)</b>  Test Company: ACTFL * Score Range: 1-10		All enrolled students who have completed all nonclinical courses, 2014-15								
		Other enrolled students, 2014-15								
		All program completers, 2014-15								
		All program completers, 2013-14	1				7	1		
		All program completers, 2012-13								
<b>OPI MANDARIN (ACT1013)</b>  Test Company: ACTFL * Score Range: 1-10		All enrolled students who have completed all nonclinical courses, 2014-15								
		Other enrolled students, 2014-15	1				6	1		
		All program completers, 2014-15								
		All program completers, 2013-14	1				6	1		
		All program completers, 2012-13								

**Single Assessment Institution-Level Pass Rate Data: *Alternative Teacher Preparation Program Within IHE***

		<div>HEOA - Title II</div> <div>2014 - 2015 Academic Year</div>								
Institution Name		NEW JERSEY CITY UNIVERSITY								
Institution Code		2516								
State		New Jersey								
							April 15, 2016			
							Statewide			
Assessment Information <sup>1</sup>	Group	Number Taking Assessment	Number Passing Assessment	Institutional Pass Rate	Institutional Average Scaled Score	Assessment Cut Score <sup>2</sup>	Number Taking Assessment	Number Passing Assessment	Statewide Pass Rate	Statewide Average Scaled Score
OPI SPANISH (ACT1018)  Test Company: ACTFL* Score Range: 1-10	All enrolled students who have completed all nonclinical courses, 2014-15									
	Other enrolled students, 2014-15	6				7	6			
	All program completers, 2014-15	3				7	3			
	All program completers, 2013-14	2				7	2			
	All program completers, 2012-13									

Note: In cases where there are less than ten students taking the assessment or license/certificate, the number passing and pass rate are not reported.

<sup>1</sup>Tests with multiple delivery options (computer, paper, etc.) will be noted with the assessment code for one format only.

<sup>2</sup>Cut scores may vary for groups depending upon when the cut scores are established by the state and when each group completed their teacher certification or licensure assessment.

\*Questions regarding tests listed by this testing company must be addressed to your state Title II Coordinator.