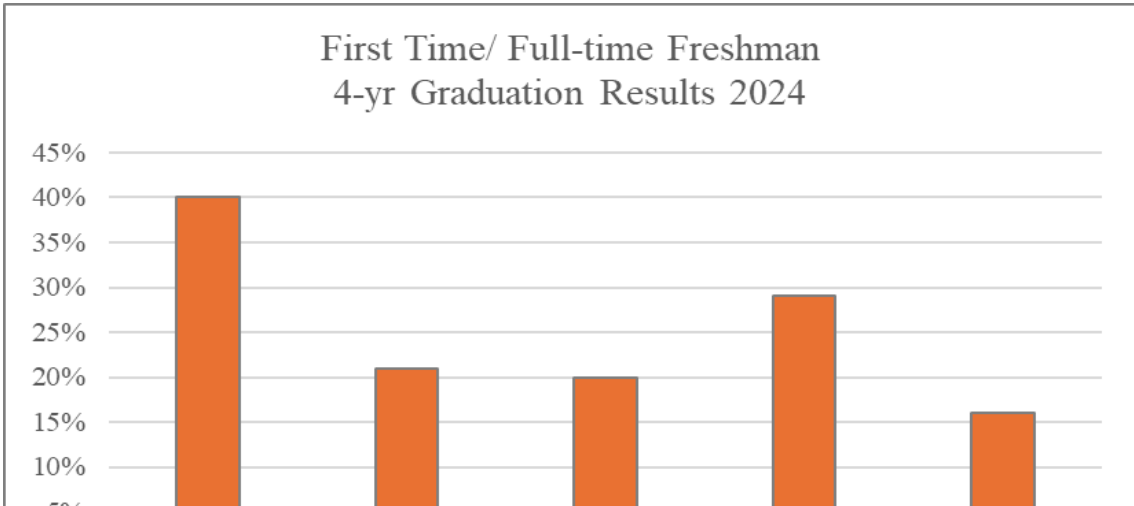


Table 7.1 - Standard #7 Student Achievement			
Use this table to supply data for Standard 7			
	You must provide results for each program, concentration, specialization, etc. accredited or to be accredited. There must be a link on your business page website to this table. Place link here such as: https://www.njcu.edu/academics/schools-colleges/school-business/school-business-student-achievement		
Student Achievement	Replace examples with your program data and information.		
	Must report on goal of graduates by program and results.		
	e.g. Graduation by program and year Goal Results		
	e.g. BS Finance		
	e.g. BS Management		
	e.g. MBA		
	Report on at least one of these:		
	Attrition		
	Retention		
	Licensure pass rates		
Job placement rates			
Employment advancement			
Acceptance into unergraduate or graduate programs			
Successful transfer of credit			
Other			
Goal of graduates by program and results.			
Graduates by Undg Program F19 Cohort	Goal 2024-2025	Results 2024*	<i>*Four year- Graduation rates for first time full-time degree seeking freshman</i>
BS Accounting	45%	40%	<div><p>First Time/ Full-time Freshman 4-yr Graduation Results 2024</p></div>
BS Finance	26%	21%	
BS Supply Chain	25%	20%	
BS Management	34%	29%	



BS Marketing	21%	16%
--------------	-----	-----

--	--	--

Graduates by Grad Programs F22 Cohort	Goal 2024-2025	Results 2024*
--	----------------	---------------

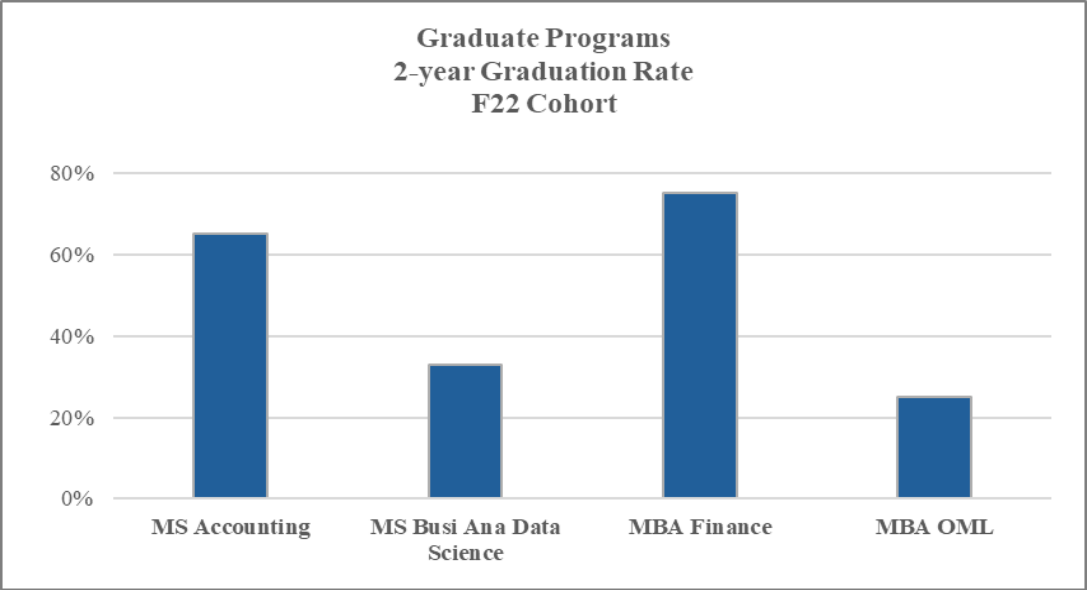
** Two-year Graduation rates for newly enrolled Full-time , degree seeking Graduate students*

MS Accounting	70%	65%
---------------	-----	-----

MS Busi Ana Data Science	38%	33%
--------------------------	-----	-----

MBA Finance	80%	75%
-------------	-----	-----

MBA OML	30%	25%
---------	-----	-----



--	--	--

Student achievement

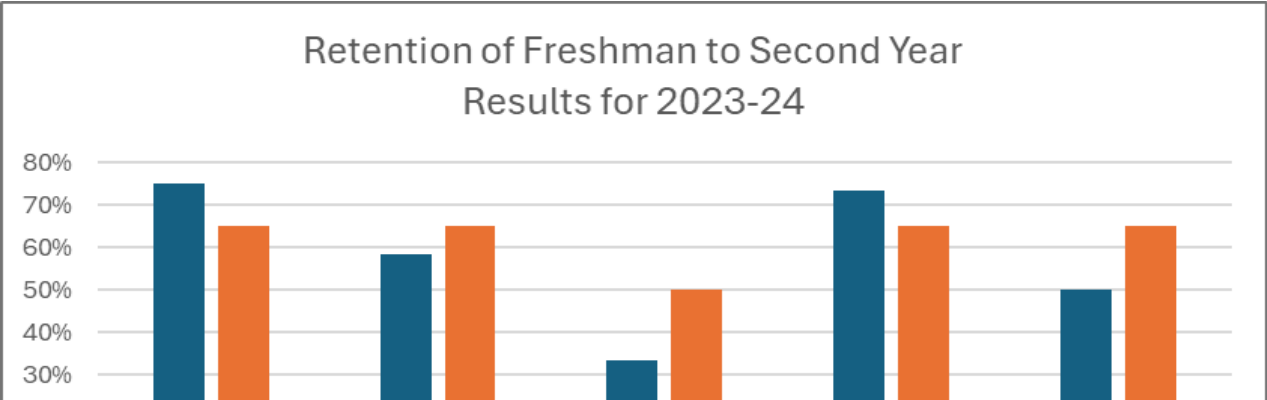
Undergraduate Retention of FTFT Freshman to second year	Goal 2024-25 = greater than %	Results 2024*
---	----------------------------------	---------------

**Retention to year two, of first-time, full-time, degree seeking freshman*

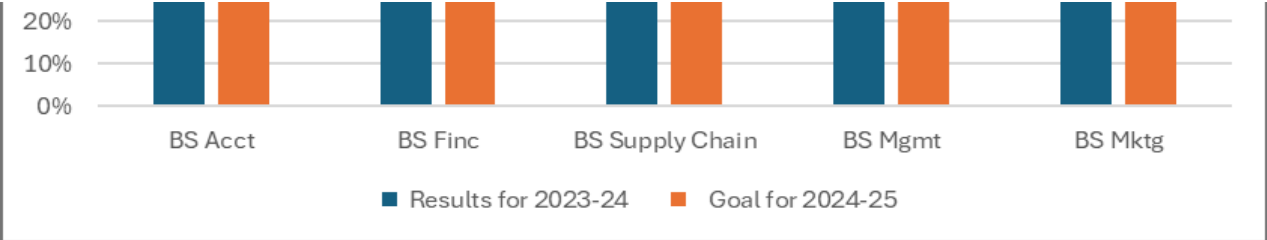
BS Accounting	80%	75%
---------------	-----	-----

BS Finance	63%	58%
------------	-----	-----

BS Supply Chain	38%	33%
-----------------	-----	-----



BS Management	78%	73%
BS Marketing	55%	50%



			<div><p>Graduate Student Retention Results for Cohort F23</p><table><thead><tr><th>Program</th><th>Results Cohort F23</th><th>Goal 2024-25</th></tr></thead><tbody><tr><td>MBA OML</td><td>73%</td><td>78%</td></tr><tr><td>MBA Finance</td><td>100%</td><td>62%</td></tr><tr><td>MS Busi Ana Data Science</td><td>80%</td><td>85%</td></tr><tr><td>MS Accounting</td><td>50%</td><td>55%</td></tr></tbody></table></div>	Program	Results Cohort F23	Goal 2024-25	MBA OML	73%	78%	MBA Finance	100%	62%	MS Busi Ana Data Science	80%	85%	MS Accounting	50%	55%
Program	Results Cohort F23	Goal 2024-25																
MBA OML	73%	78%																
MBA Finance	100%	62%																
MS Busi Ana Data Science	80%	85%																
MS Accounting	50%	55%																
Graduate Retention newly enrolled degree seeking graduates F23 Cohort	Goal 2024-25 = greater than %	Results Retained to F24																
MBA OML	78%	73%																
MBA Finance	62%	100%																
MS Busi Ana Data Scieince	85%	80%																
MS Accounting	55%	50%																