


Summary Institution-Level Pass Rate Data: *Traditional Teacher Preparation Program Within IHE*


		HEOA - Title II 2017 - 2018 Academic Year				
Institution Name		NEW JERSEY CITY UNIVERSITY				
Institution Code		2516				
State		New Jersey				
					February 1, 2019	
					Statewide	
Group	Number Taking Assessment¹	Number Passing Assessment²	Institutional Pass Rate	Number Taking Assessment¹	Number Passing Assessment²	Statewide Pass Rate
All program completers, 2017-18	86	83	97%	2373	2300	97%
All program completers, 2016-17	103	103	100%	2810	2747	98%
All program completers, 2015-16	145	136	94%	2915	2835	97%

Note: In cases where there are less than ten students taking the assessment or license/certificate, the number passing and pass rate are not reported.


¹ Number of completers taking one or more assessments within their area of specialization.

² Summary level "Number Taking Assessment" may differ from assessment level "Number Taking Assessment" because each student is counted once at the summary level but may be counted in multiple assessments at the assessment level.


Single Assessment Institution-Level Pass Rate Data: Traditional Teacher Preparation Program Within IHE

		HEOA - Title II 2017 - 2018 Academic Year								
Institution Name		NEW JERSEY CITY UNIVERSITY								
Institution Code		2516								
State		New Jersey								
							<i>February 1, 2019</i>			
Assessment Information ¹	Group	Number Taking Assessment	Number Passing Assessment	Institutional Pass Rate	Institutional Average Scaled Score	Assessment Cut Score ²	Statewide			
							Number Taking Assessment	Number Passing Assessment	Statewide Pass Rate	Statewide Average Scaled Score
ART CONTENT KNOWLEDGE (5134) Test Company: ETS Score Range: 100-200	All enrolled students who have completed all nonclinical courses, 2017-18						25	20	80%	165
	Other enrolled students, 2017-18	3				158	40	32	80%	164
	All program completers, 2017-18	4				158	73	71	97%	166
	All program completers, 2016-17	1				158	47	46	98%	169
	All program completers, 2015-16	3				158	55	54	98%	170
BIOLOGY CONTENT KNOWLEDGE (0235) Test Company: ETS Score Range: 100-200	All enrolled students who have completed all nonclinical courses, 2017-18						19	18	95%	161
	Other enrolled students, 2017-18	6				152	50	45	90%	165
	All program completers, 2017-18						66	66	100%	169
	All program completers, 2016-17	2				152	74	73	99%	169
	All program completers, 2015-16						70	68	97%	166
BUSINESS ED CONTENT KNOWLEDGE (5101) Test Company: ETS Score Range: 100-200	All enrolled students who have completed all nonclinical courses, 2017-18									
	Other enrolled students, 2017-18						2			
	All program completers, 2017-18						2			
	All program completers, 2016-17						6			
	All program completers, 2015-16						7			
CHEMISTRY CONTENT KNOWLEDGE (0245) Test Company: ETS Score Range: 100-200	All enrolled students who have completed all nonclinical courses, 2017-18						6			
	Other enrolled students, 2017-18						15	13	87%	164
	All program completers, 2017-18						14	13	93%	168
	All program completers, 2016-17						19	19	100%	164
	All program completers, 2015-16						18	17	94%	164


Single Assessment Institution-Level Pass Rate Data: Traditional Teacher Preparation Program Within IHE

		HEOA - Title II 2017 - 2018 Academic Year									
Institution Name		NEW JERSEY CITY UNIVERSITY									
Institution Code		2516									
State		New Jersey									
							February 1, 2019				
							Statewide				
Assessment Information ¹		Group	Number Taking Assessment	Number Passing Assessment	Institutional Pass Rate	Institutional Average Scaled Score	Assessment Cut Score ²	Number Taking Assessment	Number Passing Assessment	Statewide Pass Rate	Statewide Average Scaled Score
EARLY CHILDHOOD CONTENT KNOWLEDGE (5022) Test Company: ETS Score Range: 100-200		All enrolled students who have completed all nonclinical courses, 2017-18									
		Other enrolled students, 2017-18	9				159	51	47	92%	170
		All program completers, 2017-18	6				159	27	26	96%	171
		All program completers, 2016-17	14	14	100%	173	159	97	97	100%	173
		All program completers, 2015-16	79	77	97%	166	159	347	344	99%	172
EARLY CHILDHOOD EDUCATION (5025) Test Company: ETS Score Range: 100-200		All enrolled students who have completed all nonclinical courses, 2017-18						64	62	97%	171
		Other enrolled students, 2017-18	46	22	48%	154	156	262	209	80%	165
		All program completers, 2017-18	41	38	93%	163	156	262	258	98%	170
		All program completers, 2016-17	43	43	100%	163	156	235	235	100%	170
		All program completers, 2015-16	8				156	59	58	98%	169
EARTH AND SPACE SCIENCES - CK (5571) Test Company: ETS Score Range: 100-200		All enrolled students who have completed all nonclinical courses, 2017-18						2			
		Other enrolled students, 2017-18	1				153	14	8	57%	157
		All program completers, 2017-18	1				153	5			
		All program completers, 2016-17	1				153	7			
		All program completers, 2015-16						7			
ELEM ED CONTENT KNOWLEDGE (DISCONTINUED) (5014) Test Company: ETS Score Range: 100-200		All enrolled students who have completed all nonclinical courses, 2017-18									
		Other enrolled students, 2017-18									
		All program completers, 2017-18									
		All program completers, 2016-17									
		All program completers, 2015-16						18	18	100%	163


Single Assessment Institution-Level Pass Rate Data: Traditional Teacher Preparation Program Within IHE

		HEOA - Title II 2017 - 2018 Academic Year								
Institution Name		NEW JERSEY CITY UNIVERSITY								
Institution Code		2516								
State		New Jersey								
							February 1, 2019			
							Statewide			
Assessment Information ¹	Group	Number Taking Assessment	Number Passing Assessment	Institutional Pass Rate	Institutional Average Scaled Score	Assessment Cut Score ²	Number Taking Assessment	Number Passing Assessment	Statewide Pass Rate	Statewide Average Scaled Score
ELEM ED MULTI SUBJ MATHEMATICS (DISC) (5033) Test Company: ETS Score Range: 100-200	All enrolled students who have completed all nonclinical courses, 2017-18									
	Other enrolled students, 2017-18						9			
	All program completers, 2017-18	1				164	7			
	All program completers, 2016-17	1				164	40	39	98%	173
	All program completers, 2015-16	4				164	387	377	97%	174
ELEM ED MULTI SUBJ MATHEMATICS (5003) Test Company: ETS Score Range: 100-200	All enrolled students who have completed all nonclinical courses, 2017-18						394	388	98%	177
	Other enrolled students, 2017-18	14	12	86%	167	157	1066	977	92%	175
	All program completers, 2017-18	18	18	100%	169	157	1113	1097	99%	177
	All program completers, 2016-17	16	15	94%	167	157	1362	1343	99%	177
	All program completers, 2015-16	17	17	100%	174	157	983	959	98%	175
ELEM ED MULTI SUBJ READING LANG ARTS (DISC) (5032) Test Company: ETS Score Range: 100-200	All enrolled students who have completed all nonclinical courses, 2017-18									
	Other enrolled students, 2017-18						9			
	All program completers, 2017-18						6			
	All program completers, 2016-17	1				165	40	40	100%	175
	All program completers, 2015-16	4				165	388	381	98%	177
ELEM ED MULTI SUBJ READING LANG ARTS (5002) Test Company: ETS Score Range: 100-200	All enrolled students who have completed all nonclinical courses, 2017-18						394	380	96%	169
	Other enrolled students, 2017-18	14	12	86%	162	157	1057	937	89%	168
	All program completers, 2017-18	17	17	100%	165	157	1113	1097	99%	171
	All program completers, 2016-17	16	16	100%	163	157	1360	1338	98%	170
	All program completers, 2015-16	17	17	100%	167	157	985	959	97%	169


Single Assessment Institution-Level Pass Rate Data: Traditional Teacher Preparation Program Within IHE

		HEOA - Title II 2017 - 2018 Academic Year									
Institution Name		NEW JERSEY CITY UNIVERSITY									
Institution Code		2516									
State		New Jersey									
							February 1, 2019				
Assessment Information ¹		Group	Number Taking Assessment	Number Passing Assessment	Institutional Pass Rate	Institutional Average Scaled Score	Assessment Cut Score ²	Statewide			
								Number Taking Assessment	Number Passing Assessment	Statewide Pass Rate	Statewide Average Scaled Score
ELEM ED MULTI SUBJ SCIENCES (DISC) (5035) Test Company: ETS Score Range: 100-200	All enrolled students who have completed all nonclinical courses, 2017-18										
	Other enrolled students, 2017-18							9			
	All program completers, 2017-18							7			
	All program completers, 2016-17	1					159	40	39	98%	171
	All program completers, 2015-16	4					159	388	384	99%	170
ELEM ED MULTI SUBJ SCIENCES (5005) Test Company: ETS Score Range: 100-200	All enrolled students who have completed all nonclinical courses, 2017-18							394	365	93%	169
	Other enrolled students, 2017-18	14	12	86%	165	155	1019	877	86%	166	
	All program completers, 2017-18	18	18	100%	170	155	1116	1097	98%	170	
	All program completers, 2016-17	16	16	100%	168	155	1360	1330	98%	170	
	All program completers, 2015-16	17	17	100%	173	155	983	955	97%	170	
ELEM ED MULTI SUBJ SOCIAL STUDIES (DISC) (5034) Test Company: ETS Score Range: 100-200	All enrolled students who have completed all nonclinical courses, 2017-18										
	Other enrolled students, 2017-18							9			
	All program completers, 2017-18							6			
	All program completers, 2016-17	1					155	40	39	98%	166
	All program completers, 2015-16	4					155	388	384	99%	166
ELEM ED MULTI SUBJ SOCIAL STUDIES (5004) Test Company: ETS Score Range: 100-200	All enrolled students who have completed all nonclinical courses, 2017-18							394	344	87%	165
	Other enrolled students, 2017-18	14	12	86%	164	155	1019	793	78%	161	
	All program completers, 2017-18	17	16	94%	160	155	1115	1077	97%	166	
	All program completers, 2016-17	16	15	94%	165	155	1360	1324	97%	167	
	All program completers, 2015-16	17	17	100%	172	155	983	950	97%	166	

Single Assessment Institution-Level Pass Rate Data: Traditional Teacher Preparation Program Within IHE


		HEOA - Title II 2017 - 2018 Academic Year									
Institution Name		NEW JERSEY CITY UNIVERSITY									
Institution Code		2516									
State		New Jersey									
							Statewide				
Assessment Information ¹		Group	Number Taking Assessment	Number Passing Assessment	Institutional Pass Rate	Institutional Average Scaled Score	Assessment Cut Score ²	Number Taking Assessment	Number Passing Assessment	Statewide Pass Rate	Statewide Average Scaled Score
ENG LANG LIT COMP CONTENT KNOWLEDGE (DISC) (0041) <i>Test Company: ETS</i> <i>Score Range: 100-200</i>		All enrolled students who have completed all nonclinical courses, 2017-18									
		Other enrolled students, 2017-18									
		All program completers, 2017-18									
		All program completers, 2016-17						1			
		All program completers, 2015-16						1			
ENGLISH LANGUAGE ARTS: CK (5038) <i>Test Company: ETS</i> <i>Score Range: 100-200</i>		All enrolled students who have completed all nonclinical courses, 2017-18						55	53	96%	177
		Other enrolled students, 2017-18	5				167	187	167	89%	176
		All program completers, 2017-18	5				167	213	208	98%	178
		All program completers, 2016-17	3				167	243	241	99%	178
		All program completers, 2015-16	7				167	240	237	99%	178
FRENCH WORLD LANGUAGE (5174) <i>Test Company: ETS</i> <i>Score Range: 100-200</i>		All enrolled students who have completed all nonclinical courses, 2017-18									
		Other enrolled students, 2017-18						1			
		All program completers, 2017-18						4			
		All program completers, 2016-17						2			
		All program completers, 2015-16						6			
GENERAL SCI CONTENT KNOWLEDGE (0435) <i>Test Company: ETS</i> <i>Score Range: 100-200</i>		All enrolled students who have completed all nonclinical courses, 2017-18						29	28	97%	163
		Other enrolled students, 2017-18	5				152	81	69	85%	166
		All program completers, 2017-18	2				152	104	101	97%	167
		All program completers, 2016-17	4				152	113	112	99%	168
		All program completers, 2015-16	1				152	119	117	98%	167

Single Assessment Institution-Level Pass Rate Data: Traditional Teacher Preparation Program Within IHE


		HEOA - Title II 2017 - 2018 Academic Year									
Institution Name		NEW JERSEY CITY UNIVERSITY									
Institution Code		2516									
State		New Jersey									
							Statewide				
Assessment Information ¹		Group	Number Taking Assessment	Number Passing Assessment	Institutional Pass Rate	Institutional Average Scaled Score	Assessment Cut Score ²	Number Taking Assessment	Number Passing Assessment	Statewide Pass Rate	Statewide Average Scaled Score
GERMAN WORLD LANGUAGE (5183) <i>Test Company: ETS</i> <i>Score Range: 100-200</i>	All enrolled students who have completed all nonclinical courses, 2017-18										
	Other enrolled students, 2017-18										
	All program completers, 2017-18							1			
	All program completers, 2016-17										
	All program completers, 2015-16							2			
HEALTH AND PE (DISC) (5856) <i>Test Company: ETS</i> <i>Score Range: 100-200</i>	All enrolled students who have completed all nonclinical courses, 2017-18										
	Other enrolled students, 2017-18							2			
	All program completers, 2017-18							1			
	All program completers, 2016-17							3			
	All program completers, 2015-16							16	16	100%	159
HEALTH AND PE (5857) <i>Test Company: ETS</i> <i>Score Range: 100-200</i>	All enrolled students who have completed all nonclinical courses, 2017-18							28	28	100%	171
	Other enrolled students, 2017-18							102	87	85%	166
	All program completers, 2017-18							146	146	100%	169
	All program completers, 2016-17							170	169	99%	168
	All program completers, 2015-16		1				160	154	150	97%	168
MARKETING EDUCATION (5561) <i>Test Company: ETS</i> <i>Score Range: 100-200</i>	All enrolled students who have completed all nonclinical courses, 2017-18										
	Other enrolled students, 2017-18										
	All program completers, 2017-18										
	All program completers, 2016-17							3			
	All program completers, 2015-16										

February 1, 2019


Single Assessment Institution-Level Pass Rate Data: Traditional Teacher Preparation Program Within IHE

		HEOA - Title II 2017 - 2018 Academic Year										
Institution Name		NEW JERSEY CITY UNIVERSITY										
Institution Code		2516										
State		New Jersey										
							February 1, 2019					
							Statewide					
Assessment Information ¹		Group	Number Taking Assessment	Number Passing Assessment	Institutional Pass Rate	Institutional Average Scaled Score	Assessment Cut Score ²	Number Taking Assessment	Number Passing Assessment	Statewide Pass Rate	Statewide Average Scaled Score	
MATHEMATICS CONTENT KNOWLEDGE (DISC) (0061) Test Company: ETS Score Range: 100-200		All enrolled students who have completed all nonclinical courses, 2017-18										
		Other enrolled students, 2017-18										
		All program completers, 2017-18										
		All program completers, 2016-17										
		All program completers, 2015-16						4				
MATHEMATICS CONTENT KNOWLEDGE (5161) Test Company: ETS Score Range: 100-200		All enrolled students who have completed all nonclinical courses, 2017-18						39	31	79%	165	
		Other enrolled students, 2017-18	13	2	15%	145	160	175	104	59%	159	
		All program completers, 2017-18	4				160	120	112	93%	168	
		All program completers, 2016-17	10	10	100%	170	160	158	155	98%	168	
		All program completers, 2015-16	8				160	149	144	97%	169	
MIDDLE SCHOOL ENG LANG ARTS (5047) Test Company: ETS Score Range: 100-200		All enrolled students who have completed all nonclinical courses, 2017-18										
		Other enrolled students, 2017-18										
		All program completers, 2017-18										
		All program completers, 2016-17						14	13	93%	168	
		All program completers, 2015-16	1				164	29	27	93%	168	
MIDDLE SCHOOL MATHEMATICS (DISCONTINUED) (0069) Test Company: ETS Score Range: 100-200		All enrolled students who have completed all nonclinical courses, 2017-18										
		Other enrolled students, 2017-18										
		All program completers, 2017-18										
		All program completers, 2016-17										
		All program completers, 2015-16						1				


Single Assessment Institution-Level Pass Rate Data: Traditional Teacher Preparation Program Within IHE

		HEOA - Title II 2017 - 2018 Academic Year									
Institution Name		NEW JERSEY CITY UNIVERSITY									
Institution Code		2516									
State		New Jersey									
							February 1, 2019				
							Statewide				
Assessment Information ¹		Group	Number Taking Assessment	Number Passing Assessment	Institutional Pass Rate	Institutional Average Scaled Score	Assessment Cut Score ²	Number Taking Assessment	Number Passing Assessment	Statewide Pass Rate	Statewide Average Scaled Score
MIDDLE SCHOOL MATHEMATICS (5169) Test Company: ETS Score Range: 100-200	All enrolled students who have completed all nonclinical courses, 2017-18										
	Other enrolled students, 2017-18							1			
	All program completers, 2017-18										
	All program completers, 2016-17							28	28	100%	176
	All program completers, 2015-16							36	35	97%	172
MIDDLE SCHOOL SCIENCE (DISCONTINUED) (0439) Test Company: ETS Score Range: 100-200	All enrolled students who have completed all nonclinical courses, 2017-18										
	Other enrolled students, 2017-18										
	All program completers, 2017-18										
	All program completers, 2016-17										
	All program completers, 2015-16							1			
MIDDLE SCHOOL SCIENCE (5440) Test Company: ETS Score Range: 100-200	All enrolled students who have completed all nonclinical courses, 2017-18										
	Other enrolled students, 2017-18										
	All program completers, 2017-18										
	All program completers, 2016-17							32	30	94%	157
	All program completers, 2015-16							19	19	100%	160
MIDDLE SCHOOL SOCIAL STUDIES (5089) Test Company: ETS Score Range: 100-200	All enrolled students who have completed all nonclinical courses, 2017-18										
	Other enrolled students, 2017-18										
	All program completers, 2017-18										
	All program completers, 2016-17							15	15	100%	171
	All program completers, 2015-16							14	13	93%	168


Single Assessment Institution-Level Pass Rate Data: Traditional Teacher Preparation Program Within IHE

		HEOA - Title II 2017 - 2018 Academic Year									
Institution Name		NEW JERSEY CITY UNIVERSITY									
Institution Code		2516									
State		New Jersey									
							February 1, 2019				
							Statewide				
Assessment Information ¹		Group	Number Taking Assessment	Number Passing Assessment	Institutional Pass Rate	Institutional Average Scaled Score	Assessment Cut Score ²	Number Taking Assessment	Number Passing Assessment	Statewide Pass Rate	Statewide Average Scaled Score
MUSIC CONTENT KNOWLEDGE (0113) Test Company: ETS Score Range: 100-200		All enrolled students who have completed all nonclinical courses, 2017-18						7			
		Other enrolled students, 2017-18	2				153	79	73	92%	166
		All program completers, 2017-18	4				153	145	143	99%	169
		All program completers, 2016-17	4				153	129	129	100%	169
		All program completers, 2015-16	4				153	138	137	99%	170
PHYSICAL ED CONTENT KNOWLEDGE (5091) Test Company: ETS Score Range: 100-200		All enrolled students who have completed all nonclinical courses, 2017-18									
		Other enrolled students, 2017-18									
		All program completers, 2017-18									
		All program completers, 2016-17						2			
		All program completers, 2015-16						6			
PHYSICS CONTENT KNOWLEDGE (5265) Test Company: ETS Score Range: 100-200		All enrolled students who have completed all nonclinical courses, 2017-18						1			
		Other enrolled students, 2017-18						12	12	100%	162
		All program completers, 2017-18	1				141	20	20	100%	165
		All program completers, 2016-17	1				141	20	20	100%	167
		All program completers, 2015-16	1				141	25	25	100%	161
SOCIAL STUDIES CONTENT KNOWLEDGE (0081) Test Company: ETS Score Range: 100-200		All enrolled students who have completed all nonclinical courses, 2017-18						51	46	90%	166
		Other enrolled students, 2017-18	10	8	80%	162	157	173	127	73%	164
		All program completers, 2017-18	1				157	189	178	94%	168
		All program completers, 2016-17	8				157	224	217	97%	167
		All program completers, 2015-16	9				157	238	233	98%	166


Single Assessment Institution-Level Pass Rate Data: Traditional Teacher Preparation Program Within IHE

		<div>HEOA - Title II</div> <div>2017 - 2018 Academic Year</div>									
Institution Name		NEW JERSEY CITY UNIVERSITY									
Institution Code		2516									
State		New Jersey									
							February 1, 2019				
							Statewide				
Assessment Information ¹		Group	Number Taking Assessment	Number Passing Assessment	Institutional Pass Rate	Institutional Average Scaled Score	Assessment Cut Score ²	Number Taking Assessment	Number Passing Assessment	Statewide Pass Rate	Statewide Average Scaled Score
SPANISH WORLD LANGUAGE (5195) Test Company: ETS Score Range: 100-200		All enrolled students who have completed all nonclinical courses, 2017-18						5			
		Other enrolled students, 2017-18	1				168	21	13	62%	170
		All program completers, 2017-18	2				168	28	28	100%	179
		All program completers, 2016-17	1				168	36	36	100%	180
		All program completers, 2015-16	5				168	42	41	98%	180
TECHNOLOGY EDUCATION (5051) Test Company: ETS Score Range: 100-200		All enrolled students who have completed all nonclinical courses, 2017-18						6			
		Other enrolled students, 2017-18						2			
		All program completers, 2017-18						9			
		All program completers, 2016-17						7			
		All program completers, 2015-16						11	10	91%	180
THEATRE (5641) Test Company: ETS Score Range: 100-200		All enrolled students who have completed all nonclinical courses, 2017-18									
		Other enrolled students, 2017-18						4			
		All program completers, 2017-18						4			
		All program completers, 2016-17						3			
		All program completers, 2015-16						6			
OPI ENGLISH (ACT1005) Test Company: ACTFL * Score Range: 1-10		All enrolled students who have completed all nonclinical courses, 2017-18						2			
		Other enrolled students, 2017-18	2				7	9			
		All program completers, 2017-18	1				7	15	15	100%	10
		All program completers, 2016-17									
		All program completers, 2015-16									

Single Assessment Institution-Level Pass Rate Data: Traditional Teacher Preparation Program Within IHE

		HEOA - Title II 2017 - 2018 Academic Year									
Institution Name		NEW JERSEY CITY UNIVERSITY									
Institution Code		2516									
State		New Jersey									
							February 1, 2019				
							Statewide				
Assessment Information ¹		Group	Number Taking Assessment	Number Passing Assessment	Institutional Pass Rate	Institutional Average Scaled Score	Assessment Cut Score ²	Number Taking Assessment	Number Passing Assessment	Statewide Pass Rate	Statewide Average Scaled Score
OPI FRENCH (ACT1006) Test Company: ACTFL * Score Range: 1-10		All enrolled students who have completed all nonclinical courses, 2017-18									
		Other enrolled students, 2017-18						1			
		All program completers, 2017-18						4			
		All program completers, 2016-17						2			
		All program completers, 2015-16						6			
OPI GERMAN (ACT1007) Test Company: ACTFL * Score Range: 1-10		All enrolled students who have completed all nonclinical courses, 2017-18									
		Other enrolled students, 2017-18									
		All program completers, 2017-18						1			
		All program completers, 2016-17									
		All program completers, 2015-16						1			
OPI ITALIAN (ACT1010) Test Company: ACTFL * Score Range: 1-10		All enrolled students who have completed all nonclinical courses, 2017-18									
		Other enrolled students, 2017-18									
		All program completers, 2017-18									
		All program completers, 2016-17						1			
		All program completers, 2015-16						1			
OPI MANDARIN (ACT1013) Test Company: ACTFL * Score Range: 1-10		All enrolled students who have completed all nonclinical courses, 2017-18									
		Other enrolled students, 2017-18						1			
		All program completers, 2017-18									
		All program completers, 2016-17						2			
		All program completers, 2015-16						2			

Single Assessment Institution-Level Pass Rate Data: Traditional Teacher Preparation Program Within IHE

		HEOA - Title II 2017 - 2018 Academic Year									
Institution Name		NEW JERSEY CITY UNIVERSITY									
Institution Code		2516									
State		New Jersey									
							February 1, 2019				
							Statewide				
Assessment Information ¹		Group	Number Taking Assessment	Number Passing Assessment	Institutional Pass Rate	Institutional Average Scaled Score	Assessment Cut Score ²	Number Taking Assessment	Number Passing Assessment	Statewide Pass Rate	Statewide Average Scaled Score
OPI SPANISH (ACT1018) Test Company: ACTFL * Score Range: 1-10		All enrolled students who have completed all nonclinical courses, 2017-18						1			
		Other enrolled students, 2017-18						10	9	90%	8
		All program completers, 2017-18	2				7	19	19	100%	8
		All program completers, 2016-17	1				7	29	26	90%	7
		All program completers, 2015-16	5				7	40	39	98%	8
WPT ENGLISH (ACT2004) Test Company: ACTFL * Score Range: 1-10		All enrolled students who have completed all nonclinical courses, 2017-18						3			
		Other enrolled students, 2017-18	1				7	7			
		All program completers, 2017-18	1				7	12	12	100%	9
		All program completers, 2016-17									
		All program completers, 2015-16									

Note: In cases where there are less than ten students taking the assessment or license/certificate, the number passing and pass rate are not reported.

¹Tests with multiple delivery options (computer, paper, etc.) will be noted with the assessment code for one format only.

²Cut scores may vary for groups depending upon when the cut scores are established by the state and when each group completed their teacher certification or licensure assessment.

*Questions regarding tests listed by this testing company must be addressed to your state Title II Coordinator.