


Summary Institution-Level Pass Rate Data: *Alternative Teacher Preparation Program Within IHE*


		HEOA - Title II 2017 - 2018 Academic Year				
Institution Name		NEW JERSEY CITY UNIVERSITY				
Institution Code		2516				
State		New Jersey				
February 1, 2019						
				Statewide		
Group	Number Taking Assessment¹	Number Passing Assessment²	Institutional Pass Rate	Number Taking Assessment¹	Number Passing Assessment²	Statewide Pass Rate
All program completers, 2017-18	45	43	96%	180	171	95%
All program completers, 2016-17	83	79	95%	278	253	91%
All program completers, 2015-16	49	49	100%	76	76	100%

Note: In cases where there are less than ten students taking the assessment or license/certificate, the number passing and pass rate are not reported.

¹ Number of completers taking one or more assessments within their area of specialization.


² Summary level "Number Taking Assessment" may differ from assessment level "Number Taking Assessment" because each student is counted once at the summary level but may be counted in multiple assessments at the assessment level.

Single Assessment Institution-Level Pass Rate Data: Alternative Teacher Preparation Program Within IHE


		HEOA - Title II 2017 - 2018 Academic Year									
Institution Name		NEW JERSEY CITY UNIVERSITY									
Institution Code		2516									
State		New Jersey									
							Statewide				
Assessment Information ¹		Group	Number Taking Assessment	Number Passing Assessment	Institutional Pass Rate	Institutional Average Scaled Score	Assessment Cut Score ²	Number Taking Assessment	Number Passing Assessment	Statewide Pass Rate	Statewide Average Scaled Score
ART CONTENT KNOWLEDGE (5134) Test Company: ETS Score Range: 100-200	All enrolled students who have completed all nonclinical courses, 2017-18										
	Other enrolled students, 2017-18		6				158	15	15	100%	171
	All program completers, 2017-18		2				158	4			
	All program completers, 2016-17		4				158	8			
	All program completers, 2015-16		1				158	3			
BIOLOGY CONTENT KNOWLEDGE (0235) Test Company: ETS Score Range: 100-200	All enrolled students who have completed all nonclinical courses, 2017-18										
	Other enrolled students, 2017-18		9				152	27	27	100%	169
	All program completers, 2017-18		4				152	19	19	100%	168
	All program completers, 2016-17		9				152	22	22	100%	169
	All program completers, 2015-16		5				152	6			
BUSINESS ED CONTENT KNOWLEDGE (5101) Test Company: ETS Score Range: 100-200	All enrolled students who have completed all nonclinical courses, 2017-18										
	Other enrolled students, 2017-18							1			
	All program completers, 2017-18		2				154	2			
	All program completers, 2016-17										
	All program completers, 2015-16										
CHEMISTRY CONTENT KNOWLEDGE (0245) Test Company: ETS Score Range: 100-200	All enrolled students who have completed all nonclinical courses, 2017-18										
	Other enrolled students, 2017-18		1				152	8			
	All program completers, 2017-18		2				152	14	13	93%	175
	All program completers, 2016-17							7			
	All program completers, 2015-16		1				152	1			

February 1, 2019


Single Assessment Institution-Level Pass Rate Data: Alternative Teacher Preparation Program Within IHE

		<div>HEOA - Title II</div> <div>2017 - 2018 Academic Year</div>									
Institution Name		NEW JERSEY CITY UNIVERSITY									
Institution Code		2516									
State		New Jersey									
							February 1, 2019				
							Statewide				
Assessment Information ¹		Group	Number Taking Assessment	Number Passing Assessment	Institutional Pass Rate	Institutional Average Scaled Score	Assessment Cut Score ²	Number Taking Assessment	Number Passing Assessment	Statewide Pass Rate	Statewide Average Scaled Score
EARLY CHILDHOOD CONTENT KNOWLEDGE (5022) Test Company: ETS Score Range: 100-200	All enrolled students who have completed all nonclinical courses, 2017-18										
	Other enrolled students, 2017-18		5				159	16	16	100%	167
	All program completers, 2017-18							3			
	All program completers, 2016-17							36	33	92%	170
	All program completers, 2015-16		1				159	17	17	100%	172
EARLY CHILDHOOD EDUCATION (5025) Test Company: ETS Score Range: 100-200	All enrolled students who have completed all nonclinical courses, 2017-18										
	Other enrolled students, 2017-18		5				156	42	39	93%	168
	All program completers, 2017-18							6			
	All program completers, 2016-17							41	33	80%	166
	All program completers, 2015-16							1			
EARTH AND SPACE SCIENCES - CK (5571) Test Company: ETS Score Range: 100-200	All enrolled students who have completed all nonclinical courses, 2017-18										
	Other enrolled students, 2017-18		1				153	1			
	All program completers, 2017-18										
	All program completers, 2016-17		2				153	3			
	All program completers, 2015-16										
ELEM ED CONTENT KNOWLEDGE (DISCONTINUED) (5014) Test Company: ETS Score Range: 100-200	All enrolled students who have completed all nonclinical courses, 2017-18										
	Other enrolled students, 2017-18										
	All program completers, 2017-18										
	All program completers, 2016-17										
	All program completers, 2015-16		3				141	3			


Single Assessment Institution-Level Pass Rate Data: *Alternative Teacher Preparation Program Within IHE*

		HEOA - Title II 2017 - 2018 Academic Year								
Institution Name		NEW JERSEY CITY UNIVERSITY								
Institution Code		2516								
State		New Jersey				February 1, 2019				
							Statewide			
Assessment Information ¹	Group	Number Taking Assessment	Number Passing Assessment	Institutional Pass Rate	Institutional Average Scaled Score	Assessment Cut Score ²	Number Taking Assessment	Number Passing Assessment	Statewide Pass Rate	Statewide Average Scaled Score
ELEM ED MULTI SUBJ MATHEMATICS (DISC) (5033) Test Company: ETS Score Range: 100-200	All enrolled students who have completed all nonclinical courses, 2017-18									
	Other enrolled students, 2017-18						7			
	All program completers, 2017-18	3				164	6			
	All program completers, 2016-17	6				164	20	18	90%	175
	All program completers, 2015-16	7				164	10	10	100%	172
ELEM ED MULTI SUBJ MATHEMATICS (5003) Test Company: ETS Score Range: 100-200	All enrolled students who have completed all nonclinical courses, 2017-18									
	Other enrolled students, 2017-18	40	40	100%	181	157	212	197	93%	178
	All program completers, 2017-18	15	15	100%	177	157	47	46	98%	178
	All program completers, 2016-17	34	34	100%	179	157	79	77	97%	176
	All program completers, 2015-16	4				157	4			
ELEM ED MULTI SUBJ READING LANG ARTS (DISC) (5032) Test Company: ETS Score Range: 100-200	All enrolled students who have completed all nonclinical courses, 2017-18									
	Other enrolled students, 2017-18						6			
	All program completers, 2017-18	2				165	5			
	All program completers, 2016-17	6				165	20	19	95%	177
	All program completers, 2015-16	7				165	10	10	100%	177
ELEM ED MULTI SUBJ READING LANG ARTS (5002) Test Company: ETS Score Range: 100-200	All enrolled students who have completed all nonclinical courses, 2017-18									
	Other enrolled students, 2017-18	40	38	95%	170	157	214	197	92%	170
	All program completers, 2017-18	15	14	93%	170	157	47	45	96%	171
	All program completers, 2016-17	34	33	97%	171	157	79	74	94%	171
	All program completers, 2015-16	4				157	4			

Single Assessment Institution-Level Pass Rate Data: *Alternative Teacher Preparation Program Within IHE*


		HEOA - Title II 2017 - 2018 Academic Year									
Institution Name		NEW JERSEY CITY UNIVERSITY									
Institution Code		2516									
State		New Jersey									
							February 1, 2019				
							Statewide				
Assessment Information ¹		Group	Number Taking Assessment	Number Passing Assessment	Institutional Pass Rate	Institutional Average Scaled Score	Assessment Cut Score ²	Number Taking Assessment	Number Passing Assessment	Statewide Pass Rate	Statewide Average Scaled Score
ELEM ED MULTI SUBJ SCIENCES (DISC) (5035) Test Company: ETS Score Range: 100-200		All enrolled students who have completed all nonclinical courses, 2017-18									
		Other enrolled students, 2017-18						6			
		All program completers, 2017-18	2				159	5			
		All program completers, 2016-17	6				159	20	18	90%	174
		All program completers, 2015-16	7				159	10	10	100%	171
ELEM ED MULTI SUBJ SCIENCES (5005) Test Company: ETS Score Range: 100-200		All enrolled students who have completed all nonclinical courses, 2017-18									
		Other enrolled students, 2017-18	40	39	98%	176	155	214	197	92%	173
		All program completers, 2017-18	15	15	100%	169	155	47	47	100%	174
		All program completers, 2016-17	34	33	97%	175	155	79	75	95%	172
		All program completers, 2015-16	4				155	4			
ELEM ED MULTI SUBJ SOCIAL STUDIES (DISC) (5034) Test Company: ETS Score Range: 100-200		All enrolled students who have completed all nonclinical courses, 2017-18									
		Other enrolled students, 2017-18						6			
		All program completers, 2017-18	2				155	5			
		All program completers, 2016-17	6				155	20	20	100%	170
		All program completers, 2015-16	7				155	10	10	100%	170
ELEM ED MULTI SUBJ SOCIAL STUDIES (5004) Test Company: ETS Score Range: 100-200		All enrolled students who have completed all nonclinical courses, 2017-18									
		Other enrolled students, 2017-18	41	39	95%	173	155	214	190	89%	169
		All program completers, 2017-18	15	14	93%	171	155	47	43	91%	172
		All program completers, 2016-17	34	33	97%	171	155	79	73	92%	172
		All program completers, 2015-16	4				155	4			

Single Assessment Institution-Level Pass Rate Data: Alternative Teacher Preparation Program Within IHE


		HEOA - Title II 2017 - 2018 Academic Year									
Institution Name		NEW JERSEY CITY UNIVERSITY									
Institution Code		2516									
State		New Jersey									
							Statewide				
Assessment Information ¹		Group	Number Taking Assessment	Number Passing Assessment	Institutional Pass Rate	Institutional Average Scaled Score	Assessment Cut Score ²	Number Taking Assessment	Number Passing Assessment	Statewide Pass Rate	Statewide Average Scaled Score
ENG LANG LIT COMP CONTENT KNOWLEDGE (DISC) (0041) Test Company: ETS Score Range: 100-200		All enrolled students who have completed all nonclinical courses, 2017-18									
		Other enrolled students, 2017-18									
		All program completers, 2017-18									
		All program completers, 2016-17	1				162	1			
		All program completers, 2015-16	2				162	2			
ENGLISH LANGUAGE ARTS: CK (5038) Test Company: ETS Score Range: 100-200		All enrolled students who have completed all nonclinical courses, 2017-18									
		Other enrolled students, 2017-18	8				167	29	26	90%	178
		All program completers, 2017-18	1				167	21	21	100%	181
		All program completers, 2016-17	5				167	14	14	100%	179
		All program completers, 2015-16	2				167	3			
FRENCH WORLD LANGUAGE (5174) Test Company: ETS Score Range: 100-200		All enrolled students who have completed all nonclinical courses, 2017-18									
		Other enrolled students, 2017-18						3			
		All program completers, 2017-18						1			
		All program completers, 2016-17									
		All program completers, 2015-16									
GENERAL SCI CONTENT KNOWLEDGE (0435) Test Company: ETS Score Range: 100-200		All enrolled students who have completed all nonclinical courses, 2017-18									
		Other enrolled students, 2017-18	15	12	80%	170	152	45	41	91%	169
		All program completers, 2017-18	6				152	36	35	97%	172
		All program completers, 2016-17	12	11	92%	168	152	33	32	97%	171
		All program completers, 2015-16	7				152	8			

February 1, 2019


Single Assessment Institution-Level Pass Rate Data: Alternative Teacher Preparation Program Within IHE

		HEOA - Title II 2017 - 2018 Academic Year									
Institution Name		NEW JERSEY CITY UNIVERSITY									
Institution Code		2516									
State		New Jersey									
							Statewide				
Assessment Information ¹		Group	Number Taking Assessment	Number Passing Assessment	Institutional Pass Rate	Institutional Average Scaled Score	Assessment Cut Score ²	Number Taking Assessment	Number Passing Assessment	Statewide Pass Rate	Statewide Average Scaled Score
GERMAN WORLD LANGUAGE (5183) Test Company: ETS Score Range: 100-200		All enrolled students who have completed all nonclinical courses, 2017-18									
		Other enrolled students, 2017-18	1				163	3			
		All program completers, 2017-18									
		All program completers, 2016-17									
		All program completers, 2015-16	1				163	1			
HEALTH AND PE (DISC) (5856) Test Company: ETS Score Range: 100-200		All enrolled students who have completed all nonclinical courses, 2017-18									
		Other enrolled students, 2017-18						1			
		All program completers, 2017-18									
		All program completers, 2016-17						1			
		All program completers, 2015-16	3				151	3			
HEALTH AND PE (5857) Test Company: ETS Score Range: 100-200		All enrolled students who have completed all nonclinical courses, 2017-18									
		Other enrolled students, 2017-18	1				160	6			
		All program completers, 2017-18	1				160	2			
		All program completers, 2016-17						1			
		All program completers, 2015-16									
MATHEMATICS CONTENT KNOWLEDGE (DISC) (0061) Test Company: ETS Score Range: 100-200		All enrolled students who have completed all nonclinical courses, 2017-18									
		Other enrolled students, 2017-18									
		All program completers, 2017-18									
		All program completers, 2016-17						1			
		All program completers, 2015-16	3				137	3			


Single Assessment Institution-Level Pass Rate Data: Alternative Teacher Preparation Program Within IHE

		HEOA - Title II 2017 - 2018 Academic Year									
Institution Name		NEW JERSEY CITY UNIVERSITY									
Institution Code		2516									
State		New Jersey									
							February 1, 2019				
							Statewide				
Assessment Information¹		Group	Number Taking Assessment	Number Passing Assessment	Institutional Pass Rate	Institutional Average Scaled Score	Assessment Cut Score²	Number Taking Assessment	Number Passing Assessment	Statewide Pass Rate	Statewide Average Scaled Score
MATHEMATICS CONTENT KNOWLEDGE (5161) Test Company: ETS Score Range: 100-200		All enrolled students who have completed all nonclinical courses, 2017-18									
		Other enrolled students, 2017-18	5				160	24	21	88%	167
		All program completers, 2017-18	2				160	10	10	100%	174
		All program completers, 2016-17	6				160	13	13	100%	182
		All program completers, 2015-16	1				160	1			
MIDDLE SCHOOL MATHEMATICS (DISCONTINUED) (0069) Test Company: ETS Score Range: 100-200		All enrolled students who have completed all nonclinical courses, 2017-18									
		Other enrolled students, 2017-18									
		All program completers, 2017-18									
		All program completers, 2016-17									
		All program completers, 2015-16	1				152	1			
MIDDLE SCHOOL MATHEMATICS (5169) Test Company: ETS Score Range: 100-200		All enrolled students who have completed all nonclinical courses, 2017-18									
		Other enrolled students, 2017-18						1			
		All program completers, 2017-18									
		All program completers, 2016-17									
		All program completers, 2015-16									
MIDDLE SCHOOL SCIENCE (DISCONTINUED) (0439) Test Company: ETS Score Range: 100-200		All enrolled students who have completed all nonclinical courses, 2017-18									
		Other enrolled students, 2017-18									
		All program completers, 2017-18									
		All program completers, 2016-17						1			
		All program completers, 2015-16									


Single Assessment Institution-Level Pass Rate Data: Alternative Teacher Preparation Program Within IHE

		HEOA - Title II 2017 - 2018 Academic Year									
Institution Name		NEW JERSEY CITY UNIVERSITY									
Institution Code		2516									
State		New Jersey									
							February 1, 2019				
							Statewide				
Assessment Information ¹		Group	Number Taking Assessment	Number Passing Assessment	Institutional Pass Rate	Institutional Average Scaled Score	Assessment Cut Score ²	Number Taking Assessment	Number Passing Assessment	Statewide Pass Rate	Statewide Average Scaled Score
MIDDLE SCHOOL SCIENCE (5440) Test Company: ETS Score Range: 100-200		All enrolled students who have completed all nonclinical courses, 2017-18									
		Other enrolled students, 2017-18						1			
		All program completers, 2017-18									
		All program completers, 2016-17									
		All program completers, 2015-16									
MUSIC CONTENT KNOWLEDGE (0113) Test Company: ETS Score Range: 100-200		All enrolled students who have completed all nonclinical courses, 2017-18									
		Other enrolled students, 2017-18	3				153	9			
		All program completers, 2017-18						3			
		All program completers, 2016-17	2				153	3			
		All program completers, 2015-16	1				153	1			
PHYSICAL ED CONTENT KNOWLEDGE (5091) Test Company: ETS Score Range: 100-200		All enrolled students who have completed all nonclinical courses, 2017-18									
		Other enrolled students, 2017-18						1			
		All program completers, 2017-18									
		All program completers, 2016-17									
		All program completers, 2015-16									
PHYSICS CONTENT KNOWLEDGE (5265) Test Company: ETS Score Range: 100-200		All enrolled students who have completed all nonclinical courses, 2017-18									
		Other enrolled students, 2017-18	4				141	11	11	100%	167
		All program completers, 2017-18	1				141	4			
		All program completers, 2016-17	1				141	2			
		All program completers, 2015-16									


Single Assessment Institution-Level Pass Rate Data: Alternative Teacher Preparation Program Within IHE

		HEOA - Title II 2017 - 2018 Academic Year									
Institution Name		NEW JERSEY CITY UNIVERSITY									
Institution Code		2516									
State		New Jersey									
							February 1, 2019				
Assessment Information ¹		Group	Number Taking Assessment	Number Passing Assessment	Institutional Pass Rate	Institutional Average Scaled Score	Assessment Cut Score ²	Statewide			
								Number Taking Assessment	Number Passing Assessment	Statewide Pass Rate	Statewide Average Scaled Score
PRAXIS I MATHEMATICS (DISCONTINUED) (0730) Test Company: ETS Score Range: 150-190	All enrolled students who have completed all nonclinical courses, 2017-18										
	Other enrolled students, 2017-18						2				
	All program completers, 2017-18										
	All program completers, 2016-17										
	All program completers, 2015-16										
PRAXIS I READING (DISCONTINUED) (0710) Test Company: ETS Score Range: 150-190	All enrolled students who have completed all nonclinical courses, 2017-18										
	Other enrolled students, 2017-18						2				
	All program completers, 2017-18										
	All program completers, 2016-17										
	All program completers, 2015-16										
PRAXIS I WRITING (DISCONTINUED) (0720) Test Company: ETS Score Range: 150-190	All enrolled students who have completed all nonclinical courses, 2017-18										
	Other enrolled students, 2017-18						2				
	All program completers, 2017-18										
	All program completers, 2016-17										
	All program completers, 2015-16										
SOCIAL STUDIES CONTENT KNOWLEDGE (0081) Test Company: ETS Score Range: 100-200	All enrolled students who have completed all nonclinical courses, 2017-18										
	Other enrolled students, 2017-18	7				157	20	20	100%	170	
	All program completers, 2017-18	4				157	10	9	90%	171	
	All program completers, 2016-17	6				157	15	15	100%	172	
	All program completers, 2015-16	6				157	8				


Single Assessment Institution-Level Pass Rate Data: *Alternative Teacher Preparation Program Within IHE*

		HEOA - Title II 2017 - 2018 Academic Year								
Institution Name		NEW JERSEY CITY UNIVERSITY								
Institution Code		2516								
State		New Jersey								
							February 1, 2019			
							Statewide			
Assessment Information ¹	Group	Number Taking Assessment	Number Passing Assessment	Institutional Pass Rate	Institutional Average Scaled Score	Assessment Cut Score ²	Number Taking Assessment	Number Passing Assessment	Statewide Pass Rate	Statewide Average Scaled Score
SPANISH WORLD LANGUAGE (5195) Test Company: ETS Score Range: 100-200	All enrolled students who have completed all nonclinical courses, 2017-18									
	Other enrolled students, 2017-18	2				168	9			
	All program completers, 2017-18	3				168	11	11	100%	183
	All program completers, 2016-17	4				168	6			
	All program completers, 2015-16	1				168	2			
TECHNOLOGY EDUCATION (5051) Test Company: ETS Score Range: 100-200	All enrolled students who have completed all nonclinical courses, 2017-18									
	Other enrolled students, 2017-18	2				159	5			
	All program completers, 2017-18						3			
	All program completers, 2016-17	1				159	2			
	All program completers, 2015-16	4				159	4			
THEATRE (5641) Test Company: ETS Score Range: 100-200	All enrolled students who have completed all nonclinical courses, 2017-18									
	Other enrolled students, 2017-18						3			
	All program completers, 2017-18	1				153	2			
	All program completers, 2016-17	2				153	3			
	All program completers, 2015-16									
OPI ARABIC (ACT1001) Test Company: ACTFL * Score Range: 1-10	All enrolled students who have completed all nonclinical courses, 2017-18									
	Other enrolled students, 2017-18	1				6	1			
	All program completers, 2017-18									
	All program completers, 2016-17									
	All program completers, 2015-16									

Single Assessment Institution-Level Pass Rate Data: Alternative Teacher Preparation Program Within IHE

		<div>HEOA - Title II</div> <div>2017 - 2018 Academic Year</div>									
Institution Name		NEW JERSEY CITY UNIVERSITY									
Institution Code		2516									
State		New Jersey									
							February 1, 2019				
							Statewide				
Assessment Information ¹		Group	Number Taking Assessment	Number Passing Assessment	Institutional Pass Rate	Institutional Average Scaled Score	Assessment Cut Score ²	Number Taking Assessment	Number Passing Assessment	Statewide Pass Rate	Statewide Average Scaled Score
<div>OPI ENGLISH (ACT1005)</div> <div>Test Company: ACTFL *</div> <div>Score Range: 1-10</div>		All enrolled students who have completed all nonclinical courses, 2017-18									
		Other enrolled students, 2017-18	2				7	9			
		All program completers, 2017-18	3				7	3			
		All program completers, 2016-17									
		All program completers, 2015-16									
<div>OPI FRENCH (ACT1006)</div> <div>Test Company: ACTFL *</div> <div>Score Range: 1-10</div>		All enrolled students who have completed all nonclinical courses, 2017-18									
		Other enrolled students, 2017-18						3			
		All program completers, 2017-18						2			
		All program completers, 2016-17									
		All program completers, 2015-16									
<div>OPI GERMAN (ACT1007)</div> <div>Test Company: ACTFL *</div> <div>Score Range: 1-10</div>		All enrolled students who have completed all nonclinical courses, 2017-18									
		Other enrolled students, 2017-18	1				7	1			
		All program completers, 2017-18									
		All program completers, 2016-17									
		All program completers, 2015-16	1				7	1			
<div>OPI ITALIAN (ACT1010)</div> <div>Test Company: ACTFL *</div> <div>Score Range: 1-10</div>		All enrolled students who have completed all nonclinical courses, 2017-18									
		Other enrolled students, 2017-18						3			
		All program completers, 2017-18	1				7	4			
		All program completers, 2016-17	2				7	2			
		All program completers, 2015-16	3				7	3			

Single Assessment Institution-Level Pass Rate Data: *Alternative Teacher Preparation Program Within IHE*

		<div>HEOA - Title II</div> <div>2017 - 2018 Academic Year</div>									
Institution Name		NEW JERSEY CITY UNIVERSITY									
Institution Code		2516									
State		New Jersey									
							February 1, 2019				
							Statewide				
Assessment Information ¹		Group	Number Taking Assessment	Number Passing Assessment	Institutional Pass Rate	Institutional Average Scaled Score	Assessment Cut Score ²	Number Taking Assessment	Number Passing Assessment	Statewide Pass Rate	Statewide Average Scaled Score
OPI MANDARIN (ACT1013) Test Company: ACTFL * Score Range: 1-10		All enrolled students who have completed all nonclinical courses, 2017-18									
		Other enrolled students, 2017-18						1			
		All program completers, 2017-18	1				6	3			
		All program completers, 2016-17						2			
		All program completers, 2015-16									
OPI SPANISH (ACT1018) Test Company: ACTFL * Score Range: 1-10		All enrolled students who have completed all nonclinical courses, 2017-18									
		Other enrolled students, 2017-18	2				7	9			
		All program completers, 2017-18	1				7	9			
		All program completers, 2016-17	4				7	5			
		All program completers, 2015-16	1				7	1			
WPT ENGLISH (ACT2004) Test Company: ACTFL * Score Range: 1-10		All enrolled students who have completed all nonclinical courses, 2017-18									
		Other enrolled students, 2017-18	3				7	11	11	100%	9
		All program completers, 2017-18	4				7	4			
		All program completers, 2016-17									
		All program completers, 2015-16									

Note: In cases where there are less than ten students taking the assessment or license/certificate, the number passing and pass rate are not reported.

¹Tests with multiple delivery options (computer, paper, etc.) will be noted with the assessment code for one format only.

²Cut scores may vary for groups depending upon when the cut scores are established by the state and when each group completed their teacher certification or licensure assessment.

*Questions regarding tests listed by this testing company must be addressed to your state Title II Coordinator.