



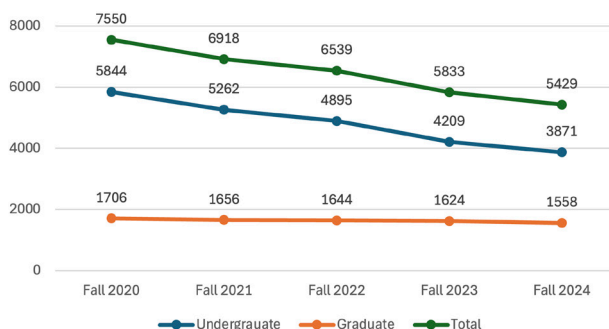
Fall 2024: Key Performance Indicators

Measuring and tracking strengths, stability and reforms to achieving long-term strategic objectives

NOTEWORTHY ACCOLADES:

- Fitch ratings raised their outlook for New Jersey City University from negative to stable citing all the significant progress towards achieving fiscal balance.
- Moody's upgrades NJCU's from negative to stable and affirmed NJCU Ba2 issuer and revenue bond ratings.
- NJCU finalized a \$ 5.2 million transaction for the Honeywell lot. This agreement includes a 99-year leaseback agreement.
- The long-term lease with Fort Monmouth challenge has been resolved at NJCU and this critical move is expected to reduce annual costs by \$ 1.2 million per year.
- Claremont/Hampshire sales represent a major milestone in NJCU's monetization strategy and have generated over \$ 9 million in net proceeds.
- Advancing capital improvements with major infrastructure projects underway: NJCU is tackling major maintenance projects to ensure the campus is both functional and prepared for the future. Projects include Main furnace upgrades, Rossey Hall Chiller replacement and five-year plan to address the parking garage.
- A new deal between NJCU and the city's public schools which allows Jersey City Arts High Schools to lease entire floors of the campus and have access to other campus facilities.
- NJCU launched LIFT program aimed at helping those with special needs by launching the A Harry Moore School Life Independence and future Transition Program.
- New Jersey City University has been recognized as a top public school and leader in Social Mobility in US News & World Report's best colleges in 2025.
- NJCU has been named by the Military Times for being a Veteran friendly college.
- MOU signed to enhance opportunities for students and Hispanic business communities which has created new educational and professional opportunities for NJCU students.
- NJCU and Jersey City BOE signed a new agreement to strengthen visual & performing arts. The district will lease the upper floors at the Grossnickle Hall for about \$ 1 million.

ENROLLMENT TRENDS: 2020-2024



CREDIT HOURS AND FTE BY ACADEMIC LEVEL

ACADEMIC LEVEL	ENROLLED HOURS	FTE
Undergraduate	50453	3364
Graduate	8629	959
Doctoral	384	43
Total	59466	4365

HEADCOUNT BY ACADEMIC LEVEL AND ATTENDANCE

ACADEMIC LEVEL	FULL-TIME	PART-TIME	TOTAL
Undergraduate	3308	563	3871
Graduate	300	1188	1488
Doctoral	0	70	70
Total	3608	1821	5429

FALL 2024 TOP DEGREE PROGRAMS

UNDERGRADUATE	%	GRADUATE	%
BA-Psychology	9.17	MA-Counsel-ClMenHltCou	13.25
BS-Computer Science	7.39	MAT-Special Education	7.48
BS-Criminal Justice	7.25	MA-Counseling w/Schl Cou Crt	5.28
BS-Biology	6.63	MBA-Org Mgmt and Ldrshp	5.15
BS-Management	6.44	Ed.D.-Educ Tech Leadership	4.91
BS-Finance	4.57	MS-Nursing-School Nursing	4.66

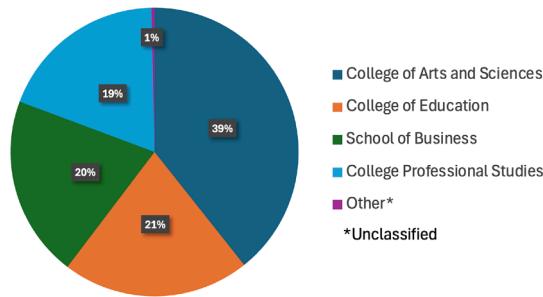
DEMOGRAPHICS OF ENROLLED STUDENTS

FALL 2024	UG	GR	DR	OVERALL
Average Age (median)	21	35	41	23
Female Students	56%	77%	56%	62%
Male Students	44%	23%	43%	38%
Unknown	0%	0%	1%	0%
NJ State of Origin	94%	96%	73%	94%
Other State of Origin	3%	3%	27%	4%
Foreign Country Origin	2%	2%	0%	2%
Unknown				
African American	21%	14%	34%	19%
American Indian	0%	0%	0%	0%
Asian	7%	5%	11%	6%
Hawaiian / Pacific Islander	0%	0%	0%	0%
Hispanic LatinX	49%	29%	21%	43%
Non Resident Alien (International)	3%	4%	0%	3%
Two or More	2%	1%	0%	2%
Unknown/ not reported	2%	2%	3%	2%
White	16%	45%	30%	24%

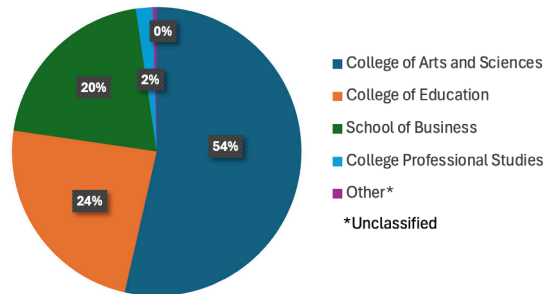
DEMOGRAPHICS OF NEW STUDENTS

FALL 2024	UG	GR	DR	OVERALL
Average Age (median)	18	24	35	35
Female Students	52%	58%	80%	53%
Male Students	48%	41%	20%	47%
Unknown	0%	1%	0%	0%
NJ State of Origin	92%	87%	94%	67%
Other State of Origin	4%	6%	5%	33%
Foreign Country Origin	4%	7%	2%	0%
Unknown				
African American	23%	23%	16%	33%
American Indian	0%	0%	0%	0%
Asian	5%	8%	5%	13%
Hawaiian / Pacific Islander	0%	0%	0%	0%
Hispanic LatinX	50%	41%	29%	13%
Non Resident Alien (International)	4%	8%	6%	0%
Two or More	2%	3%	2%	0%
Unknown/ not reported	2%	1%	1%	0%
White	14%	17%	42%	40%

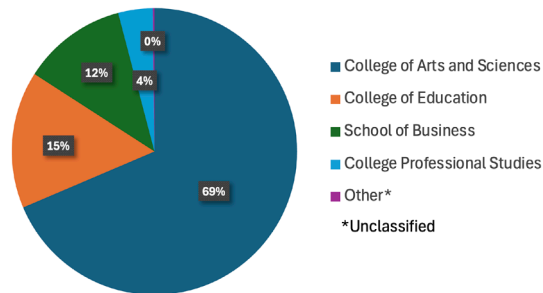
FALL 2024 ENROLLMENT BY SCHOOL



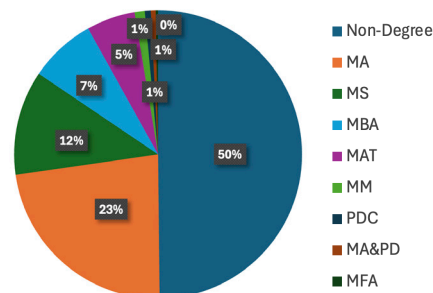
UNDERGRADUATE ENROLLMENT BY SCHOOL



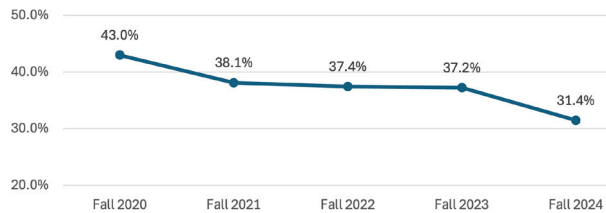
GRADUATE ENROLLMENT BY SCHOOL



MASTERS ENROLLMENT BY PROGRAM



PERCENT OF FIRST GENERATION NEW UNDERGRADUATES, FALL 2020 TO FALL 2024



NEW STUDENTS ENROLLED BY SCHOOL

SCHOOL	NEW	TR	GRADUATE	DOCTORAL
College of Arts and Sciences	58%	39%	3%	0%
College of Education	2%	7%	63%	67%
College Professional Studies	16%	34%	19%	33%
School of Business	23%	19%	14%	0%
Unclassified	1%	0%	0%	0%

TOP MAJORS FOR NEW STUDENTS

NEW	%	GRADUATE	%
BA-Psychology	7.7%	MA-Counsel-ClMenHltCou	9.5%
BS-Cybersecurity	7.4%	MAT-Special Education	8.1%
BS-Computer Science	7.4%	MS-Nursing-School Nursing	6.4%
BS-Criminal Justice	7.0%	MS-Cybersecurity	5.7%
BS-Biology	6.8%	MBA-Org Mgmt and Ldrshp	5.7%
BS-Management	6.6%	MBA-Business Analytics	4.6%

DEGREES CONFERRED FY 2024

BACHELOR'S DEGREES	#	%
BA	347	32.9%
BFA	41	3.9%
BM	11	1.0%
BS	552	52.3%
BSN	88	8.3%
BSW	16	1.5%
Total	1055	100.0%

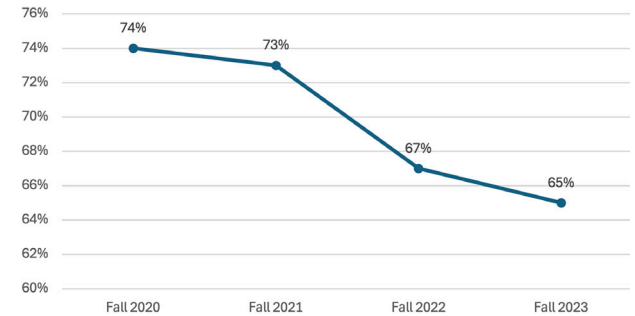
MASTER'S DEGREES	#	%
MA	142	36.3%
MAT	92	23.5%
MBA	35	9.0%
MFA	2	0.5%
MM	20	5.1%
MS	100	25.6%
Total	391	100.0%

DOCTORAL DEGREES	#	%
D.SC.	3	16.7%
ED.D.	15	83.3%
Total	18	100.0%

DEMOGRAPHICS OF DEGREE RECIPIENTS

Degree Recipients	Bachelor's	Master's	Doctoral
Average Age (median)	24	32	47
Female Students	63.0%	74.9%	50.0%
Male Students	36.8%	25.1%	50.0%
Unknown	0.2%	0.0%	0.0%
African American	20.9%	16.1%	38.9%
American Indian	0.1%	0.0%	0.0%
Asian	9.0%	7.4%	0.0%
Hawaiian / Pacific Islander	0.0%	0.3%	0.0%
Hispanic LatinX	41.3%	31.7%	27.8%
Non Resident Alien (International)	3.3%	5.1%	0.0%
Two or More	3.6%	1.0%	0.0%
Unknown/ not reported	2.6%	1.0%	0.0%
White	19.2%	37.3%	33.3%
Total	1055	391	18

ONE YEAR FRESHMEN RETENTION



NOTABLE CAPITAL IMPROVEMENT PROJECTS

- Vodra Hall Dormitory Renovation: \$ 3.7 million
- Rossey Hall HVAC Chiller Project: \$2.1 million
- Hepburn Hall – High Pressure Steam Boiler Project: \$ 1.3 million
- GSUB Parking Garage Structural Repairs Project: \$ 4.2 million
- A. Harry Moore Expansion Project: \$ 1.6 million