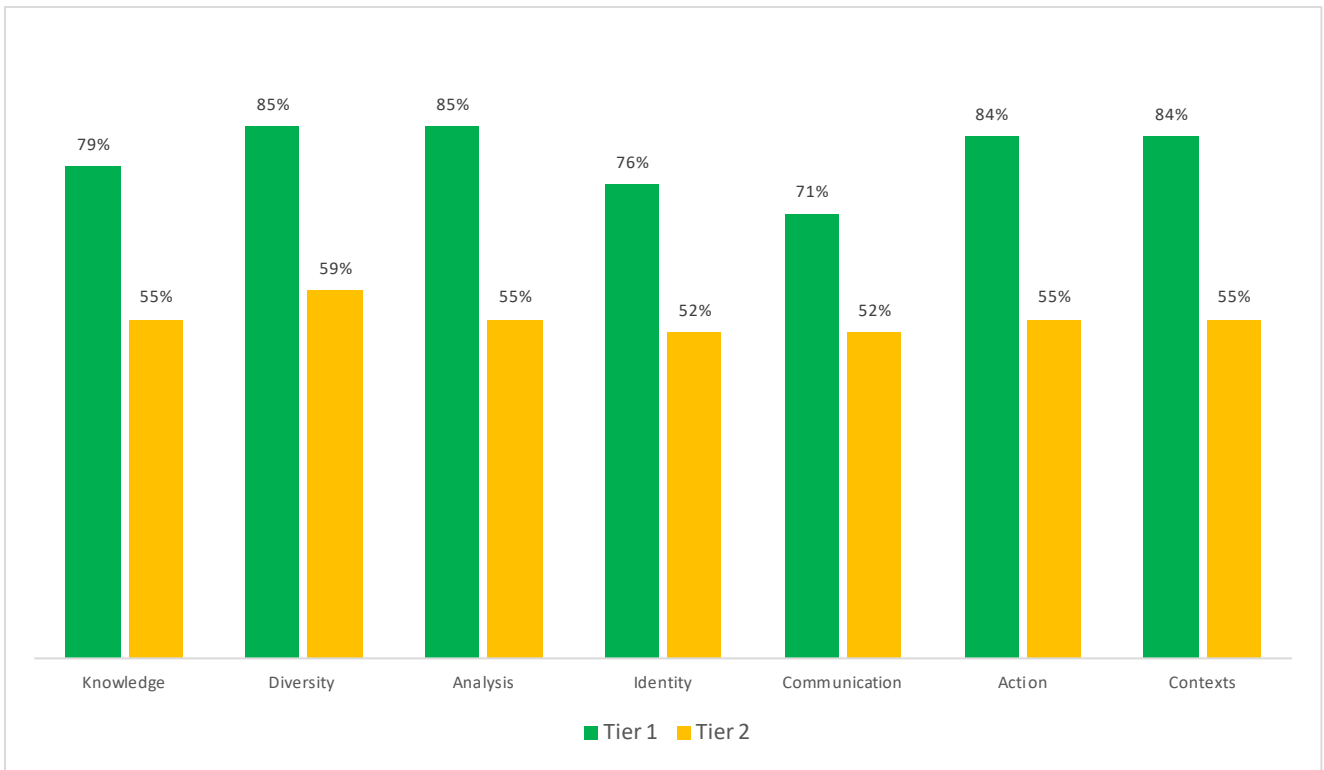


Civic Engagement and Intercultural Knowledge							
Tier 1							Total with scores
Creative Process and Production	4	3	2	1	0	NA	
Knowledge	0%	5%	74%	21%	0%	0	62
Diversity of Communities and Cultures	0%	13%	73%	15%	0%	0	62
Analysis of Knowledge	0%	18%	68%	13%	2%	0	62
Civic Identity and Commitment	0%	0%	76%	21%	2%	0	42
Civic Communication	0%	0%	71%	26%	2%	0	42
Civic Action and Reflection	0%	2%	82%	13%	3%	0	62
Civic Contexts/Structures	0%	2%	82%	15%	2%	0	62

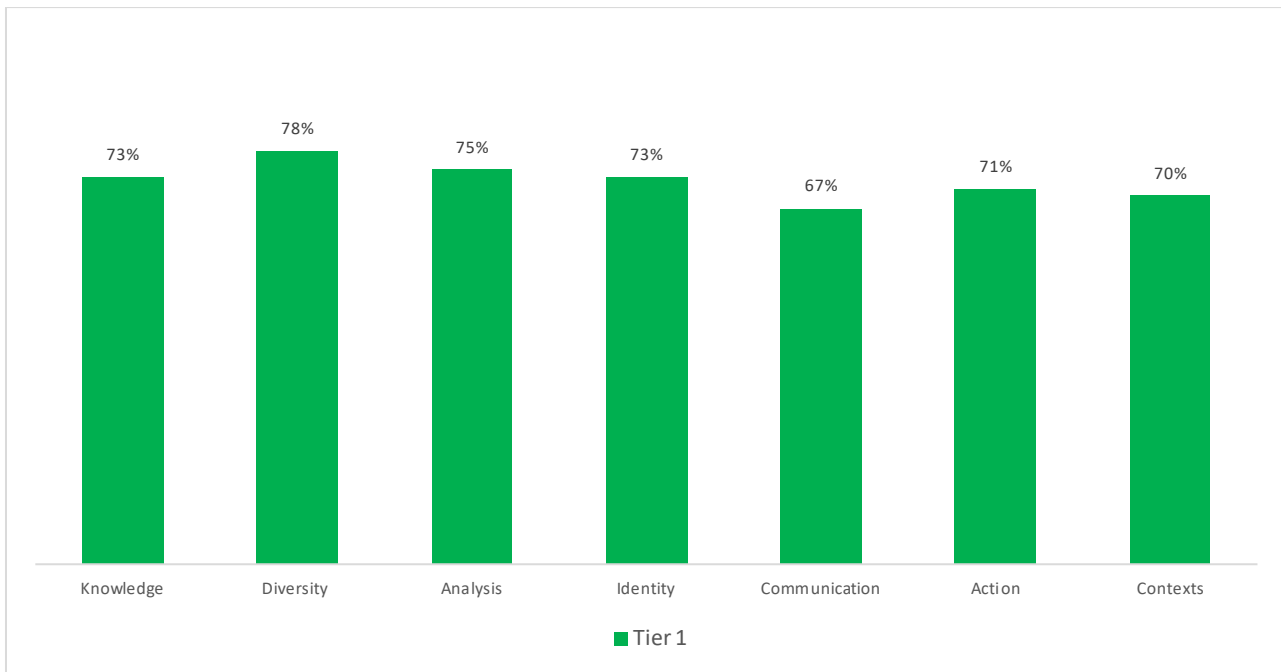
Civic Engagement and Intercultural Knowledge							
Tier 2							Total with scores
Creative Process and Production	4	3	2	1	0	NA	
Knowledge	9%	45%	23%	23%	0%	0	22
Diversity of Communities and Cultures	9%	50%	18%	23%	0%	0	22
Analysis of Knowledge	9%	45%	23%	23%	0%	0	22
Civic Identity and Commitment	10%	43%	24%	24%	0%	0	21
Civic Communication	10%	43%	24%	24%	0%	0	21
Civic Action and Reflection	9%	45%	23%	23%	0%	0	22
Civic Contexts/Structures	9%	45%	23%	23%	0%	0	22

Civic Engagement and Intercultural Knowledge		
Creative Process and Production		
At or above benchmark	Tier 1	Tier 2
Knowledge	79%	55%
Diversity of Communities and Cultures	85%	59%
Analysis of Knowledge	85%	55%
Civic Identity and Commitment	76%	52%
Civic Communication	71%	52%
Civic Action and Reflection	84%	55%
Civic Contexts/Structures	84%	55%



Civic Engagement and Intercultural Knowledge							
Tier 1							Total with scores
Language, Literary, and Cultural Studies	4	3	2	1	0	NA	
Knowledge	0%	6%	67%	23%	4%	0	83
Diversity of Communities and Cultures	0%	6%	72%	18%	4%	0	83
Analysis of Knowledge	0%	6%	69%	19%	6%	0	83
Civic Identity and Commitment	0%	6%	67%	20%	6%	0	83
Civic Communication	0%	6%	61%	27%	6%	0	83
Civic Action and Reflection	0%	6%	65%	22%	7%	0	83
Civic Contexts/Structures	0%	4%	66%	23%	7%	0	83

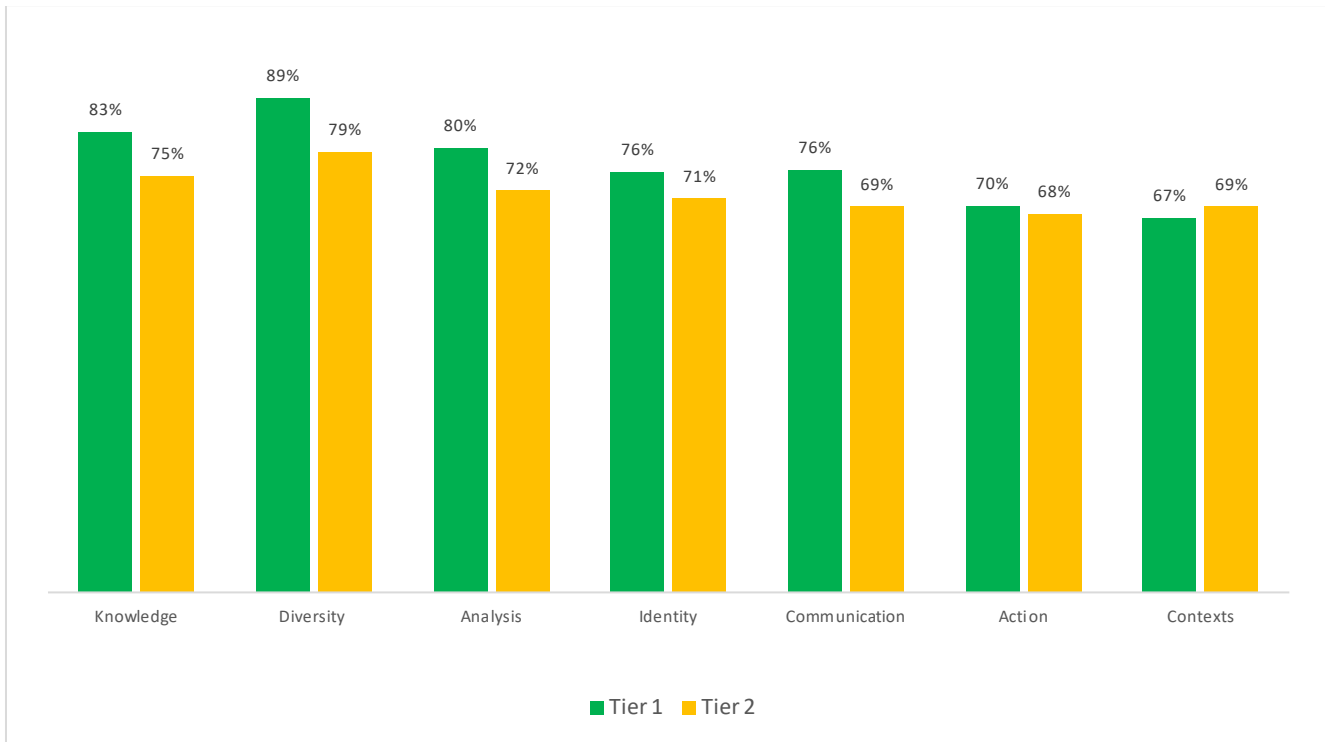
Civic Engagement and Intercultural Knowledge	
Language, Literary, and Cultural Studies	
At or above benchmark	Tier 1
Knowledge	73%
Diversity of Communities and Cultures	78%
Analysis of Knowledge	75%
Civic Identity and Commitment	73%
Civic Communication	67%
Civic Action and Reflection	71%
Civic Contexts/Structures	70%



Civic Engagement and Intercultural Knowledge							
Tier 1	4	3	2	1	0	NA	Total with scores
Social and Historical Perspectives Knowledge	4	3	2	1	0	NA	164
Diversity of Communities and Cultures	2%	24%	63%	8%	3%	0	164
Analysis of Knowledge	1%	16%	63%	16%	4%	0	164
Civic Identity and Commitment	0%	11%	65%	20%	4%	0	164
Civic Communication	1%	12%	64%	19%	5%	0	138
Civic Action and Reflection	0%	11%	59%	25%	5%	0	138
Civic Contexts/Structures	0%	9%	59%	28%	5%	0	138

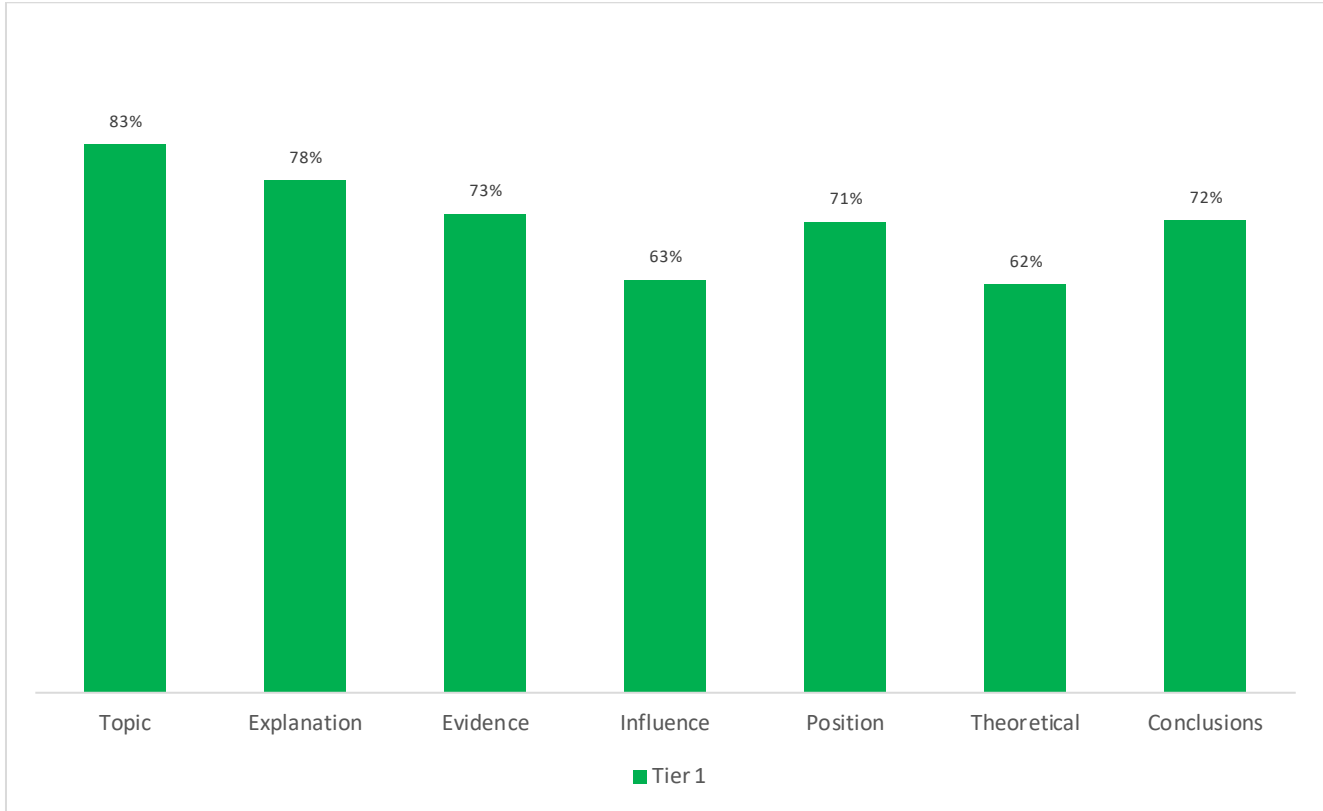
Civic Engagement and Intercultural Knowledge							
Tier 2	4	3	2	1	0	NA	Total with scores
Social and Historical Perspectives Knowledge	4	3	2	1	0	NA	72
Diversity of Communities and Cultures	6%	74%	11%	10%	0%	0	72
Analysis of Knowledge	6%	67%	15%	13%	0%	0	72
Civic Identity and Commitment	7%	64%	14%	13%	3%	0	72
Civic Communication	7%	63%	17%	11%	3%	0	72
Civic Action and Reflection	6%	63%	17%	13%	3%	0	72
Civic Contexts/Structures	7%	63%	15%	13%	3%	0	72

Civic Engagement and Intercultural Knowledge		
Social and Historical Perspectives		
At or above benchmark	Tier 1	Tier 2
Knowledge	83%	75%
Diversity of Communities and Cultures	89%	79%
Analysis of Knowledge	80%	72%
Civic Identity and Commitment	76%	71%
Civic Communication	76%	69%
Civic Action and Reflection	70%	68%
Civic Contexts/Structures	67%	69%



Critical Thinking and Problem Solving							
Tier 1							Total with scores
Creative Process and Production	4	3	2	1	0	NA	
Topic Identification and Management	0%	20%	63%	12%	5%	1	165
Explanation of Issues	0%	16%	61%	18%	5%	1	165
Evidence	0%	9%	64%	22%	5%	1	164
Influence of Context and Assumptions	0%	8%	55%	30%	7%	11	155
Student's Position	0%	21%	50%	24%	4%	1	164
Theoretical Framework or Approach	0%	12%	50%	27%	12%	1	165
Conclusions and Related Outcomes	0%	12%	59%	21%	7%	1	165

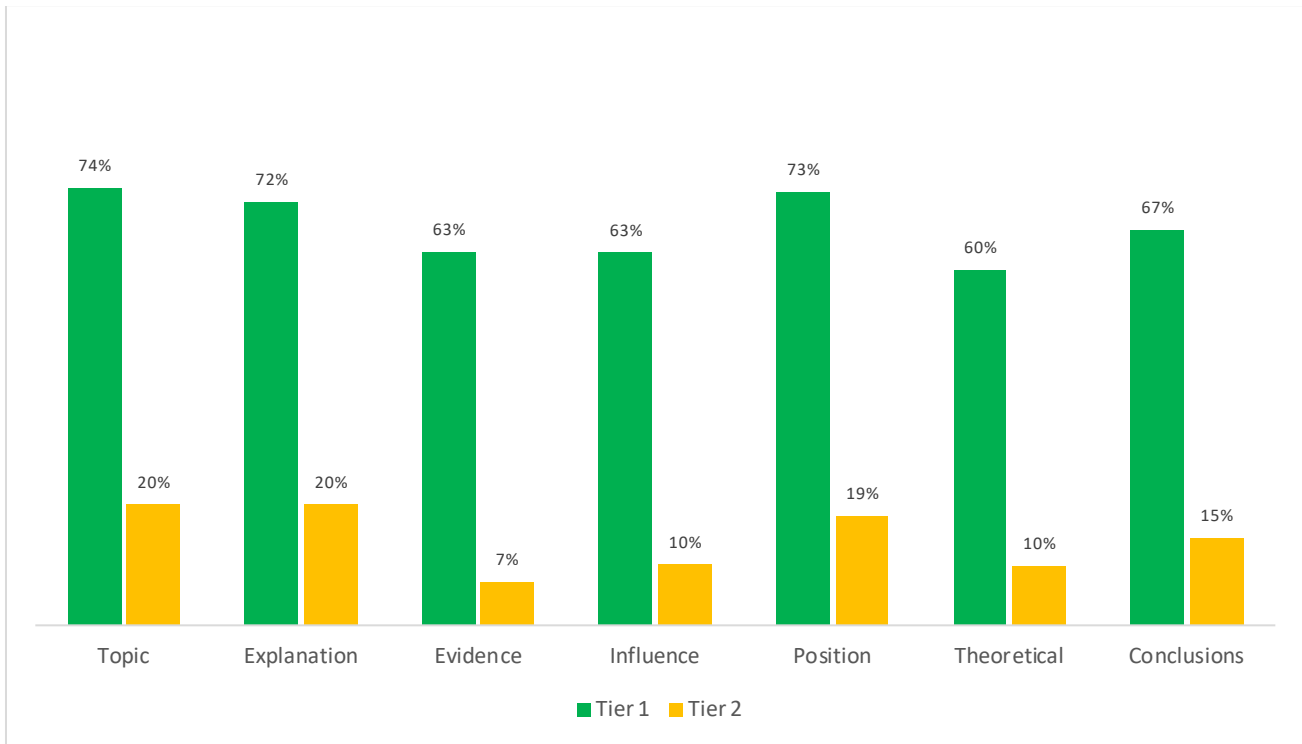
Critical Thinking and Problem Solving	
At or Above Benchmark	
Creative Process and Production	Tier 1
Topic	83%
Explanation	78%
Evidence	73%
Influence	63%
Position	71%
Theoretical	62%
Conclusions	72%



Critical Thinking and Problem Solving							
Tier 1							Total with scores
English	4	3	2	1	0	NA	
Topic Identification and Management	0%	14%	60%	19%	7%	3	282
Explanation of Issues	1%	14%	57%	20%	8%	3	282
Evidence	1%	10%	53%	28%	9%	4	280
Influence of Context and Assumptions	1%	10%	52%	28%	9%	5	279
Student's Position	1%	19%	53%	19%	8%	3	281
Theoretical Framework or Approach	1%	8%	52%	28%	12%	31	251
Conclusions and Related Outcomes	1%	15%	52%	24%	9%	3	282

Critical Thinking and Problem Solving							
Tier 2							Total with scores
English	4	3	2	1	0	NA	
Topic Identification and Management	0%	20%	41%	20%	19%	0	54
Explanation of Issues	2%	19%	37%	20%	22%	0	54
Evidence	0%	7%	39%	28%	26%	0	54
Influence of Context and Assumptions	0%	10%	41%	13%	36%	15	39
Student's Position	4%	15%	31%	28%	22%	0	54
Theoretical Framework or Approach	0%	10%	48%	18%	25%	14	40
Conclusions and Related Outcomes	0%	15%	35%	22%	28%	0	54

Critical Thinking and Problem Solving		
At or Above Benchmark		
English	Tier 1	Tier 2
Topic Identification and Management	74%	20%
Explanation of Issues	72%	20%
Evidence	63%	7%
Influence of Context and Assumptions	63%	10%
Student's Position	73%	19%
Theoretical Framework or Approach	60%	10%
Conclusions and Related Outcomes	67%	15%

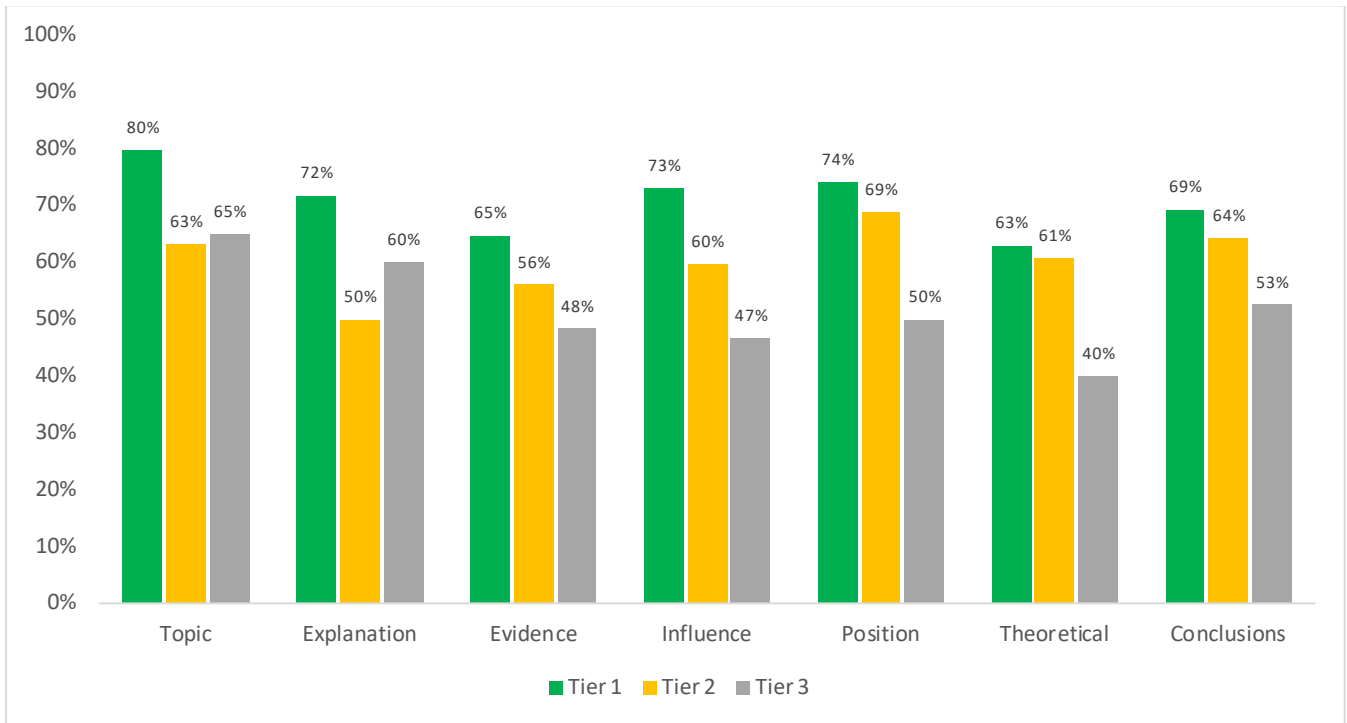


Critical Thinking and Problem Solving							
Tier 1							Total with scores
Language, Literary, and Cultural Studies	4	3	2	1	0	NA	
Topic Identification and Management	0%	18%	62%	17%	3%	52	267
Explanation of Issues	1%	15%	56%	23%	5%	6	312
Evidence	1%	12%	52%	29%	6%	6	312
Influence of Context and Assumptions	1%	13%	59%	22%	5%	36	283
Student's Position	2%	18%	55%	21%	4%	6	313
Theoretical Framework or Approach	0%	10%	53%	27%	10%	6	311
Conclusions and Related Outcomes	1%	13%	56%	24%	7%	6	313

Critical Thinking and Problem Solving							
Tier 2							Total with scores
Language, Literary, and Cultural Studies	4	3	2	1	0	NA	
Topic Identification and Management	11%	52%	26%	6%	4%	0	125
Explanation of Issues	13%	37%	38%	6%	6%	0	124
Evidence	13%	43%	31%	7%	7%	0	123
Influence of Context and Assumptions	12%	48%	31%	3%	6%	0	124
Student's Position	28%	41%	22%	4%	6%	0	125
Theoretical Framework or Approach	15%	46%	27%	6%	6%	0	125
Conclusions and Related Outcomes	26%	38%	23%	7%	7%	0	123

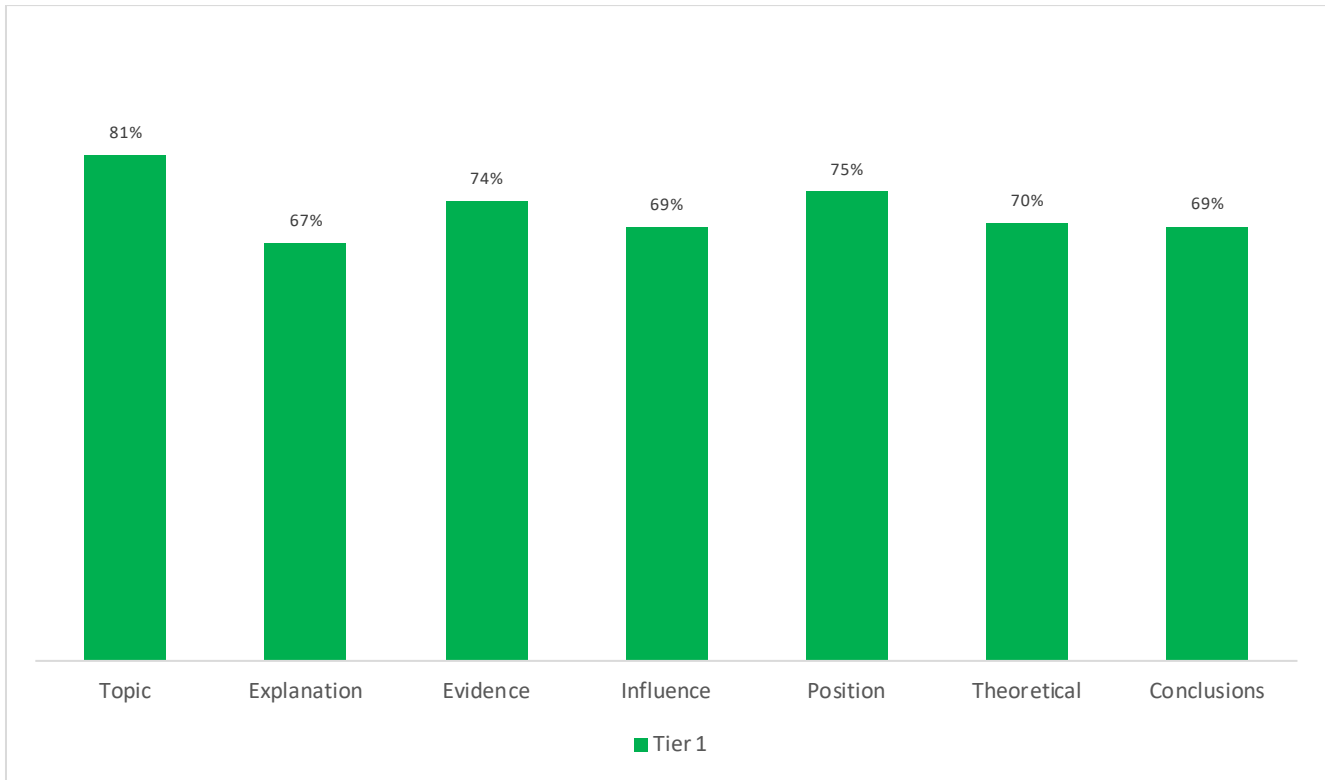
Critical Thinking and Problem Solving							
Tier 3							Total with scores
Language, Literary, and Cultural Studies	4	3	2	1	0	NA	
Topic Identification and Management	65%	15%	5%	12%	3%	1	60
Explanation of Issues	60%	17%	7%	7%	10%	1	60
Evidence	48%	28%	5%	10%	8%	1	60
Influence of Context and Assumptions	47%	27%	5%	10%	12%	1	60
Student's Position	50%	23%	8%	8%	10%	1	60
Theoretical Framework or Approach	40%	33%	8%	8%	10%	1	60
Conclusions and Related Outcomes	53%	22%	3%	12%	10%	0	59

Critical Thinking and Problem Solving			
At or Above Benchmark			
Language, Literary, and Cultural Studies	Tier 1	Tier 2	Tier 3
Topic Identification and Management	80%	63%	65%
Explanation of Issues	72%	50%	60%
Evidence	65%	56%	48%
Influence of Context and Assumptions	73%	60%	47%
Student's Position	74%	69%	50%
Theoretical Framework or Approach	63%	61%	40%
Conclusions and Related Outcomes	69%	64%	53%



Critical Thinking and Problem Solving							
Tier 1	4	3	2	1	0	NA	Total with scores
Math							
Topic Identification and Management	4%	14%	63%	16%	3%	0	223
Explanation of Issues	4%	18%	44%	28%	5%	0	223
Evidence	3%	11%	60%	18%	8%	37	185
Influence of Context and Assumptions	4%	15%	50%	26%	5%	0	222
Student's Position	6%	12%	57%	20%	5%	0	223
Theoretical Framework or Approach	3%	18%	49%	19%	11%	20	203
Conclusions and Related Outcomes	3%	14%	52%	21%	10%	0	222

Critical Thinking and Problem Solving	
At or Above Benchmark	Tier 1
Math	
Topic Identification and Management	81%
Explanation of Issues	67%
Evidence	74%
Influence of Context and Assumptions	69%
Student's Position	75%
Theoretical Framework or Approach	70%
Conclusions and Related Outcomes	69%

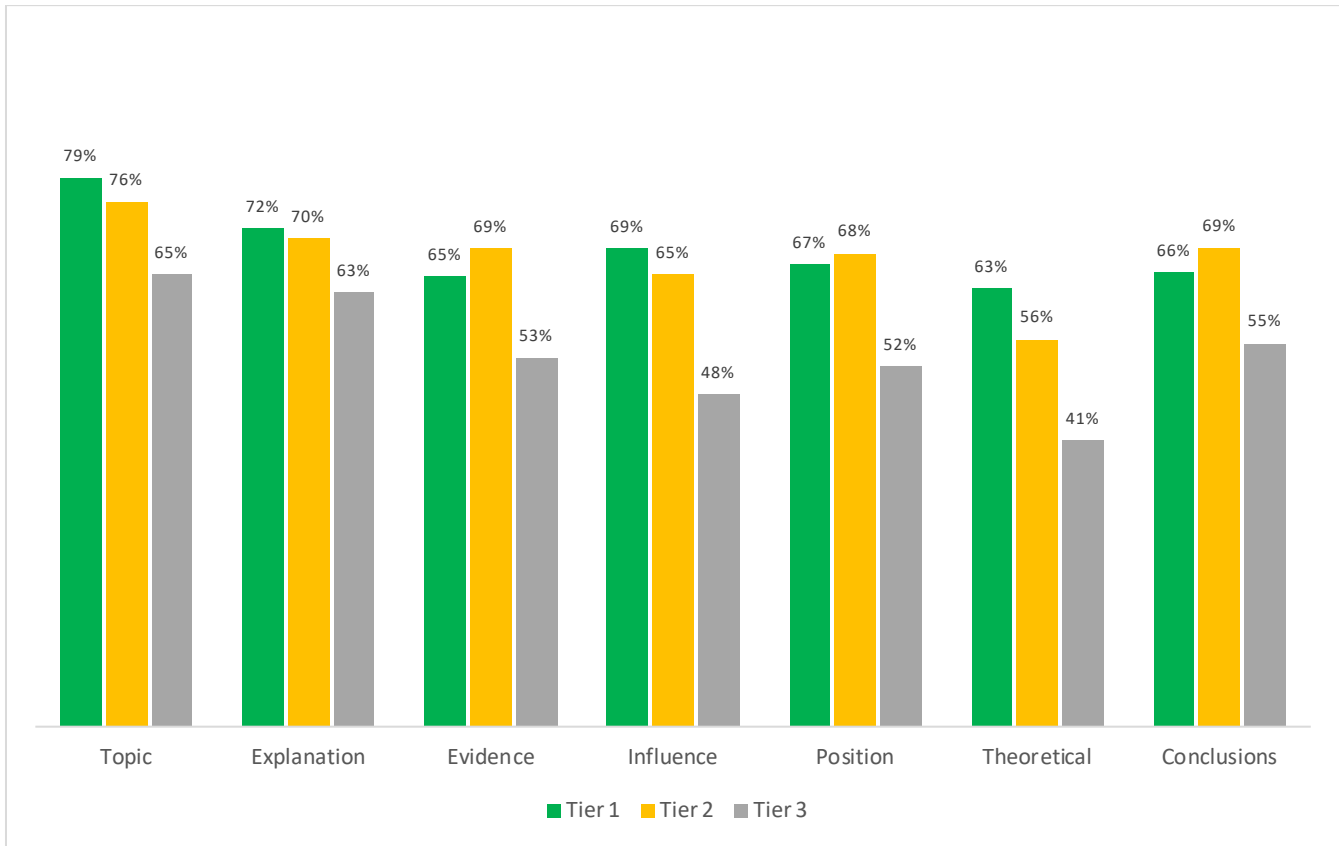


Critical Thinking and Problem Solving							
Tier 1							Total with scores
Social and Historical Perspectives	4	3	2	1	0	NA	
Topic Identification and Management	3%	19%	57%	16%	5%	53	439
Explanation of Issues	3%	17%	52%	21%	7%	7	484
Evidence	2%	12%	51%	26%	9%	7	483
Influence of Context and Assumptions	2%	13%	54%	23%	8%	37	455
Student's Position	2%	15%	49%	26%	7%	7	484
Theoretical Framework or Approach	1%	13%	50%	22%	15%	7	485
Conclusions and Related Outcomes	2%	14%	49%	23%	11%	7	485

Critical Thinking and Problem Solving							
Tier 2							Total with scores
Social and Historical Perspectives	4	3	2	1	0	NA	
Topic Identification and Management	10%	66%	19%	3%	2%	2	384
Explanation of Issues	10%	60%	24%	4%	2%	2	383
Evidence	9%	60%	24%	4%	3%	2	381
Influence of Context and Assumptions	8%	57%	27%	5%	3%	2	383
Student's Position	14%	55%	26%	4%	2%	2	383
Theoretical Framework or Approach	8%	48%	33%	5%	6%	2	384
Conclusions and Related Outcomes	14%	55%	23%	5%	2%	2	382

Critical Thinking and Problem Solving							
Tier 3							Total with scores
Social and Historical Perspectives	4	3	2	1	0	NA	
Topic Identification and Management	65%	17%	5%	9%	3%	0	75
Explanation of Issues	63%	16%	8%	5%	8%	0	75
Evidence	53%	25%	7%	8%	7%	0	75
Influence of Context and Assumptions	48%	28%	7%	8%	9%	0	75
Student's Position	52%	23%	11%	7%	8%	0	75
Theoretical Framework or Approach	41%	33%	11%	7%	8%	0	75
Conclusions and Related Outcomes	55%	22%	5%	9%	8%	0	74

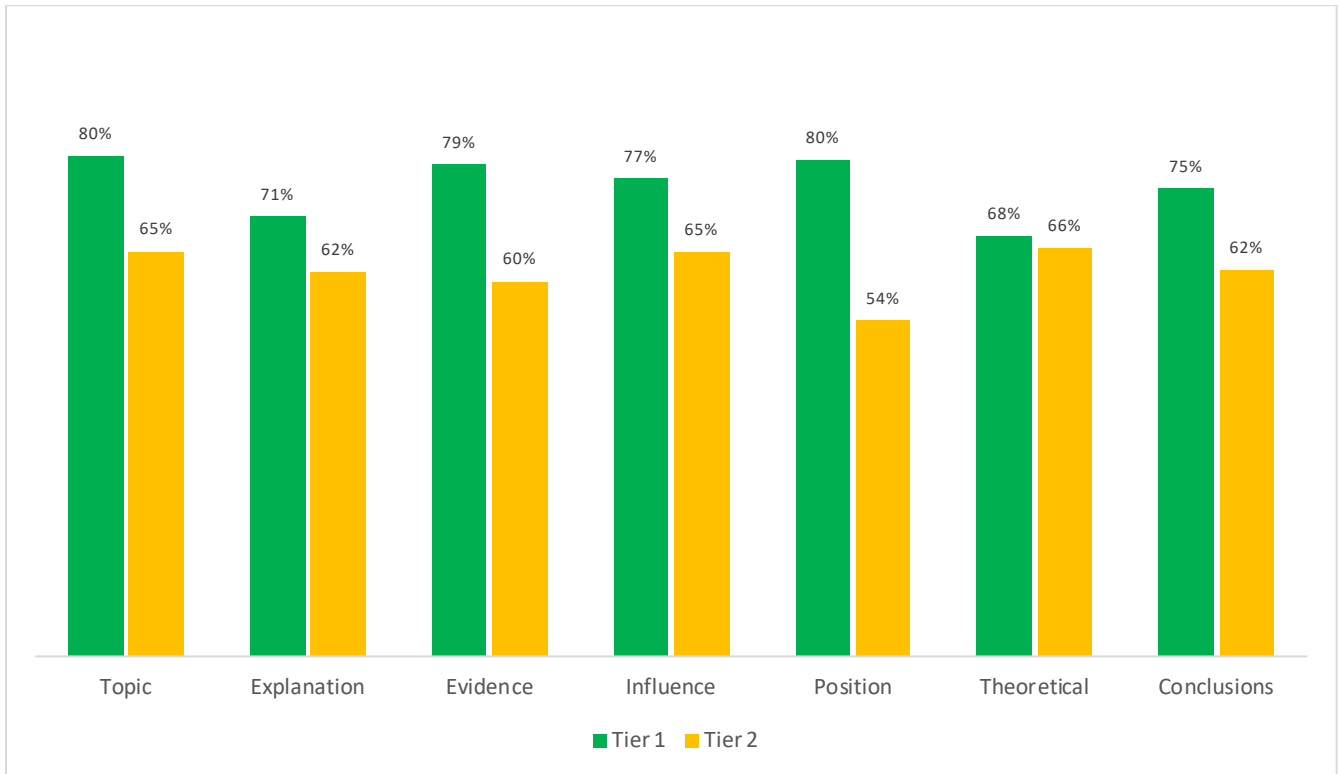
Critical Thinking and Problem Solving			
At or Above Benchmark			
Social and Historical Perspectives	Tier 1	Tier 2	Tier 3
Topic Identification and Management	79%	76%	65%
Explanation of Issues	72%	70%	63%
Evidence	65%	69%	53%
Influence of Context and Assumptions	69%	65%	48%
Student's Position	67%	68%	52%
Theoretical Framework or Approach	63%	56%	41%
Conclusions and Related Outcomes	66%	69%	55%



Critical Thinking and Problem Solving							
Tier 1							Total with scores
Scientific and Quantitative Inquiry	4	3	2	1	0	NA	
Topic Identification and Management	1%	24%	56%	14%	6%	6	138
Explanation of Issues	1%	29%	41%	23%	6%	11	133
Evidence	1%	21%	57%	14%	7%	15	129
Influence of Context and Assumptions	1%	14%	62%	16%	7%	10	134
Student's Position	1%	15%	64%	15%	5%	5	139
Theoretical Framework or Approach	1%	13%	54%	18%	14%	8	136
Conclusions and Related Outcomes	1%	19%	56%	18%	7%	15	129

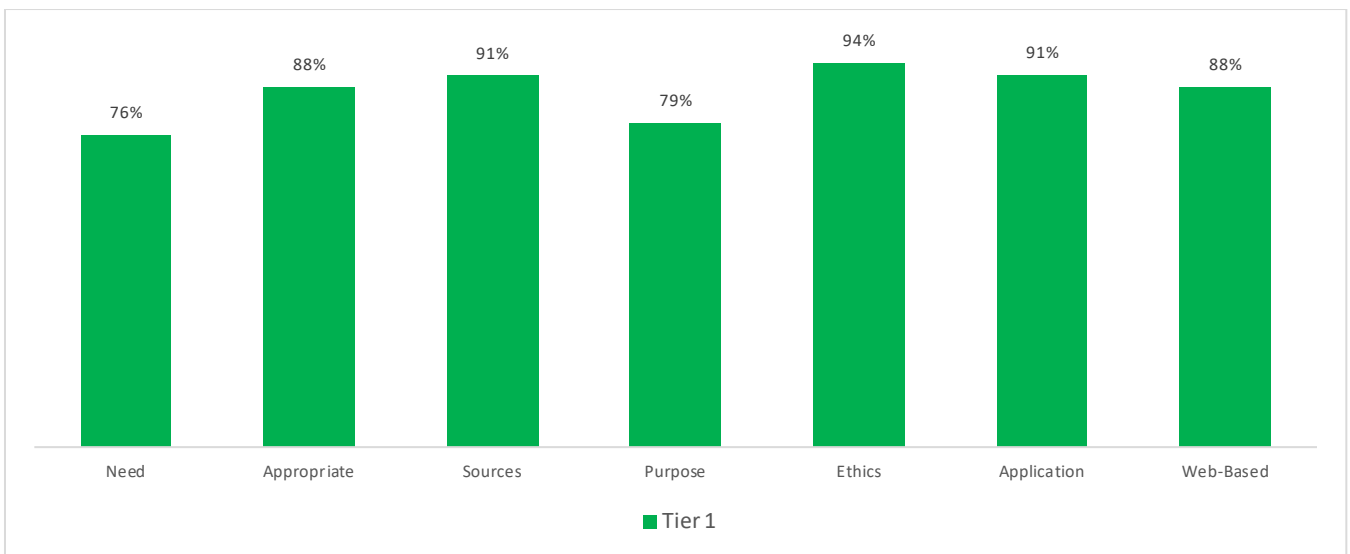
Critical Thinking and Problem Solving							
Tier 2							Total with scores
Scientific and Quantitative Inquiry	4	3	2	1	0	NA	
Topic Identification and Management	2%	64%	26%	7%	2%	1	132
Explanation of Issues	4%	58%	24%	12%	2%	1	126
Evidence	3%	57%	29%	9%	2%	1	126
Influence of Context and Assumptions	2%	63%	22%	10%	2%	1	129
Student's Position	2%	52%	33%	10%	3%	29	100
Theoretical Framework or Approach	2%	64%	21%	11%	2%	1	131
Conclusions and Related Outcomes	2%	61%	23%	11%	4%	1	132

Critical Thinking and Problem Solving		
At or Above Benchmark		
Scientific and Quantitative Inquiry	Tier 1	Tier 2
Topic Identification and Management	80%	65%
Explanation of Issues	71%	62%
Evidence	79%	60%
Influence of Context and Assumptions	77%	65%
Student's Position	80%	54%
Theoretical Framework or Approach	68%	66%
Conclusions and Related Outcomes	75%	62%



Information Technology Literacy							
Tier 1	4	3	2	1	0	NA	Total with scores
Creative Process and Production	4	3	2	1	0	NA	34
Determine the Extent of Information and Technology Needed	0%	3%	74%	21%	3%	0	34
Access and Use Needed Information with Appropriate Strategies and Technologies	0%	9%	79%	12%	0%	0	34
Evaluate Sources and Applications of Information Critically	0%	6%	85%	9%	0%	0	33
Use Information Effectively to Accomplish a Specific Purpose, Using Technology as Needed	0%	9%	71%	21%	0%	0	34
Access and Use Information and Technology Ethically and Legally	0%	9%	85%	6%	0%	0	34
Application of Information Literacy and Technology Resources	0%	15%	76%	9%	0%	0	34
Evaluation of Web-Based and Technology Resources	0%	0%	88%	12%	0%	0	34

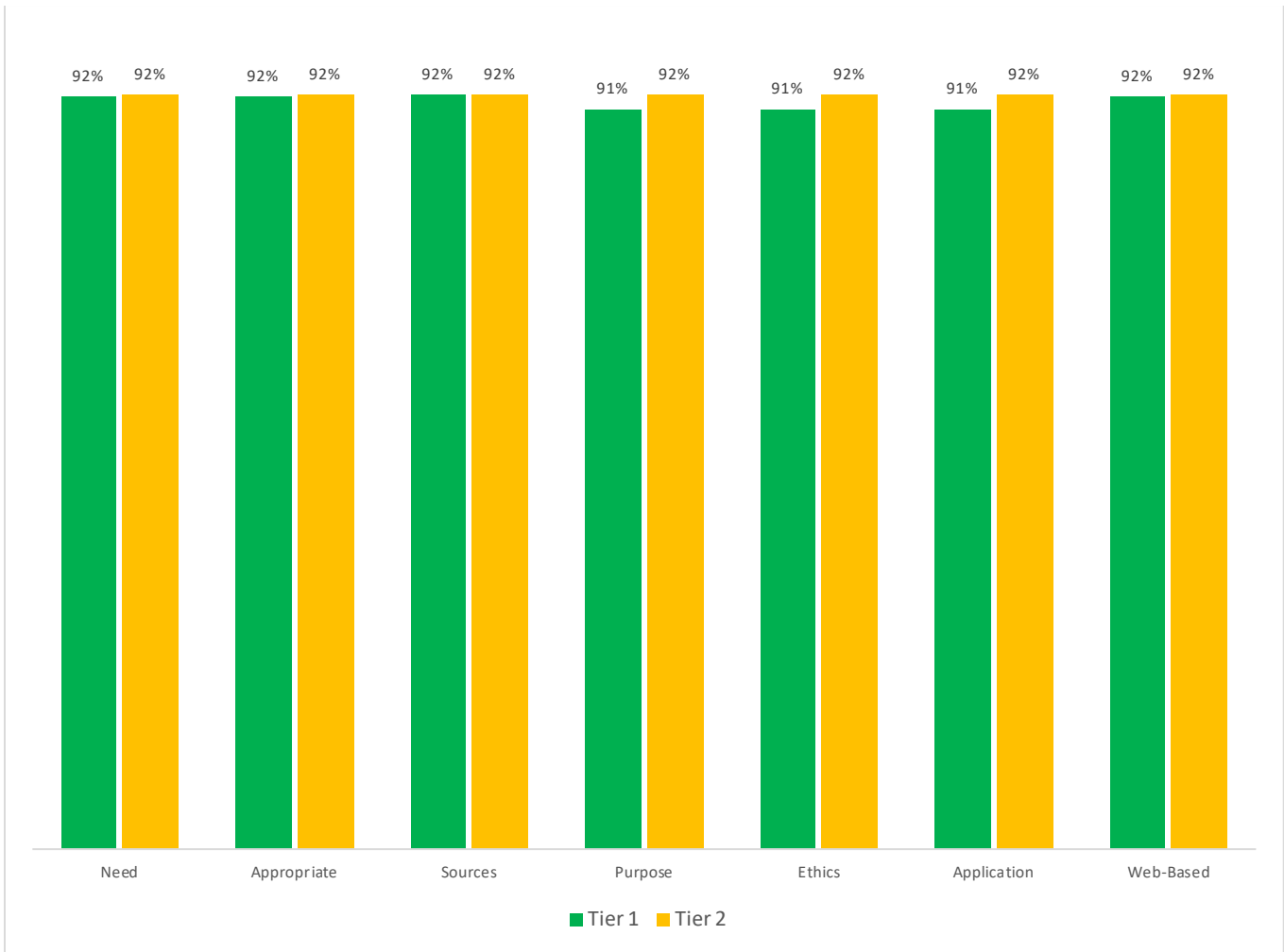
Information Technology Literacy	
At or Above Benchmark	Tier 1
Creative Process and Production	76%
Determine the Extent of Information and Technology Needed	76%
Access and Use Needed Information with Appropriate Strategies and Technologies	88%
Evaluate Sources and Applications of Information Critically	91%
Use Information Effectively to Accomplish a Specific Purpose, Using Technology as Needed	79%
Access and Use Information and Technology Ethically and Legally	94%
Application of Information Literacy and Technology Resources	91%
Evaluation of Web-Based and Technology Resources	88%



Information Technology Literacy							
Tier 1							Total with scores
Language, Literary, and Cultural Studies	4	3	2	1	0	NA	
Determine the Extent of Information and Technology Needed	0%	0%	92%	3%	5%	0	38
Access and Use Needed Information with Appropriate Strategies and Technologies	0%	0%	92%	3%	5%	0	38
Evaluate Sources and Applications of Information Critically	0%	0%	92%	2%	6%	0	52
Use Information Effectively to Accomplish a Specific Purpose, Using Technology as Needed	0%	0%	91%	4%	6%	0	53
Access and Use Information and Technology Ethically and Legally	0%	0%	91%	2%	8%	0	53
Application of Information Literacy and Technology Resources	0%	0%	91%	2%	8%	0	53
Evaluation of Web-Based and Technology Resources	0%	0%	92%	3%	5%	0	38

Information Technology Literacy							
Tier 2							Total with scores
Language, Literary, and Cultural Studies	4	3	2	1	0	NA	
Determine the Extent of Information and Technology Needed	4%	88%	0%	0%	8%	0	26
Access and Use Needed Information with Appropriate Strategies and Technologies	4%	88%	0%	0%	8%	0	26
Evaluate Sources and Applications of Information Critically	4%	88%	0%	0%	8%	0	26
Use Information Effectively to Accomplish a Specific Purpose, Using Technology as Needed	4%	88%	0%	0%	8%	0	26
Access and Use Information and Technology Ethically and Legally	4%	88%	0%	0%	8%	0	26
Application of Information Literacy and Technology Resources	4%	88%	0%	0%	8%	0	26
Evaluation of Web-Based and Technology Resources	4%	88%	0%	0%	8%	0	26

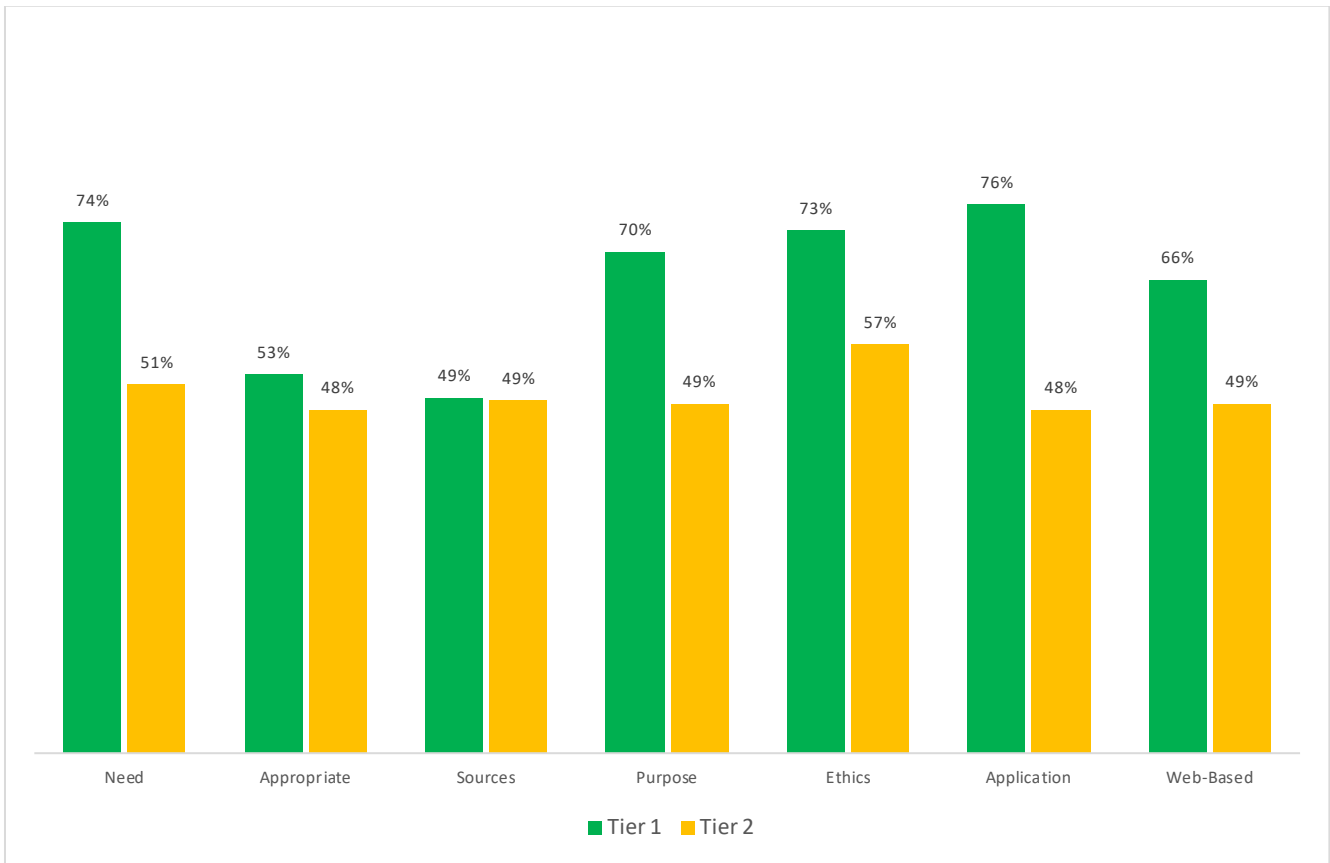
Information Technology Literacy		
At or Above Benchmark		
Language, Literary, and Cultural Studies	Tier 1	Tier 2
Determine the Extent of Information and Technology Needed	92%	92%
Access and Use Needed Information with Appropriate Strategies and Technologies	92%	92%
Evaluate Sources and Applications of Information Critically	92%	92%
Use Information Effectively to Accomplish a Specific Purpose, Using Technology as Needed	91%	92%
Access and Use Information and Technology Ethically and Legally	91%	92%
Application of Information Literacy and Technology Resources	91%	92%
Evaluation of Web-Based and Technology Resources	92%	92%



Information Technology Literacy							
Tier 1							Total with scores
Scientific and Quantitative Inquiry	4	3	2	1	0	NA	
Determine the Extent of Information and Technology Needed	0%	8%	66%	25%	1%	0	92
Access and Use Needed Information with Appropriate Strategies and Technologies	0%	9%	44%	45%	2%	0	91
Evaluate Sources and Applications of Information Critically	0%	5%	44%	41%	10%	0	91
Use Information Effectively to Accomplish a Specific Purpose, Using Technology as Needed	0%	0%	70%	29%	1%	0	93
Access and Use Information and Technology Ethically and Legally	0%	0%	73%	26%	1%	0	88
Application of Information Literacy and Technology Resources	0%	2%	74%	22%	1%	0	89
Evaluation of Web-Based and Technology Resources	0%	6%	60%	33%	1%	0	88

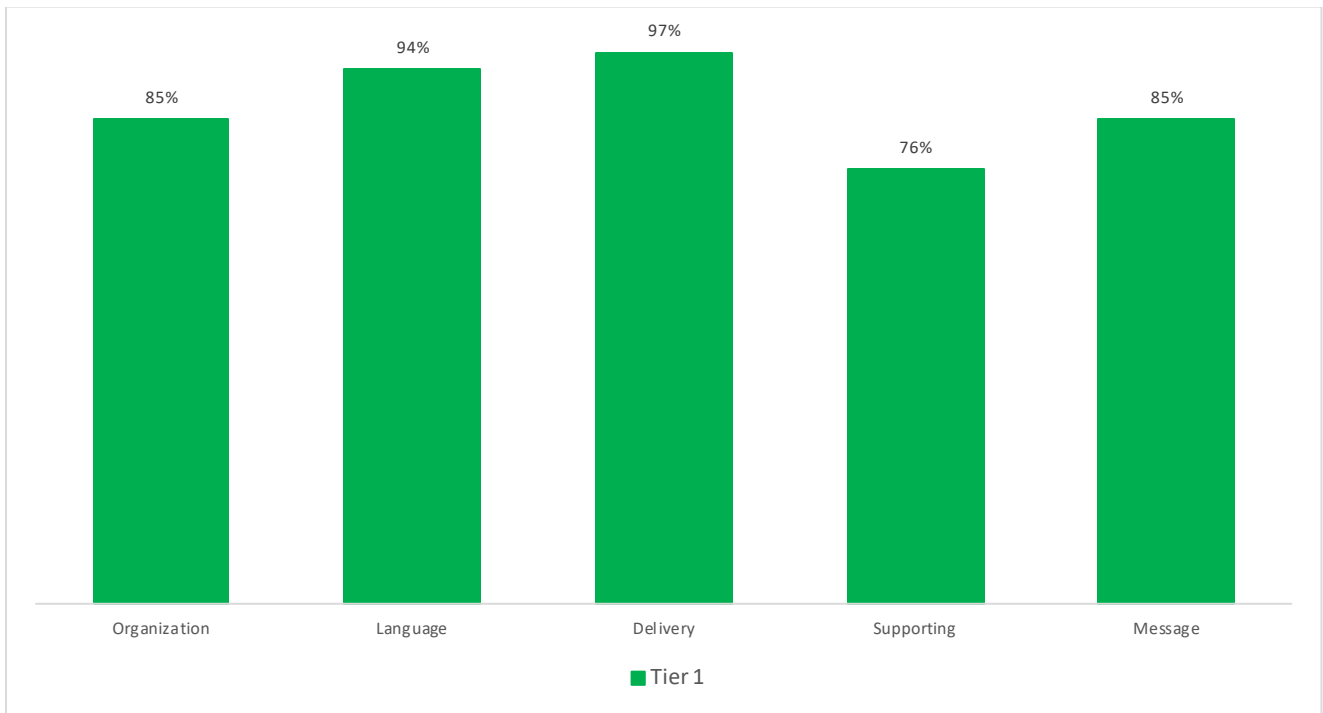
Information Technology Literacy							
Tier 2							Total with scores
Scientific and Quantitative Inquiry	4	3	2	1	0	NA	
Determine the Extent of Information and Technology Needed	9%	43%	24%	15%	10%	0	117
Access and Use Needed Information with Appropriate Strategies and Technologies	7%	41%	28%	15%	9%	0	117
Evaluate Sources and Applications of Information Critically	9%	40%	29%	14%	8%	0	116
Use Information Effectively to Accomplish a Specific Purpose, Using Technology as Needed	9%	40%	30%	13%	9%	0	117
Access and Use Information and Technology Ethically and Legally	7%	50%	19%	17%	7%	0	116
Application of Information Literacy and Technology Resources	6%	42%	29%	11%	12%	0	117
Evaluation of Web-Based and Technology Resources	6%	43%	23%	15%	13%	0	117

Information Technology Literacy		
At or Above Benchmark		
Scientific and Quantitative Inquiry	Tier 1	Tier 2
Determine the Extent of Information and Technology Needed	74%	51%
Access and Use Needed Information with Appropriate Strategies and Technologies	53%	48%
Evaluate Sources and Applications of Information Critically	49%	49%
Use Information Effectively to Accomplish a Specific Purpose, Using Technology as Needed	70%	49%
Access and Use Information and Technology Ethically and Legally	73%	57%
Application of Information Literacy and Technology Resources	76%	48%
Evaluation of Web-Based and Technology Resources	66%	49%



Oral Communication							
Tier 1	4	3	2	1	0	NA	Total with scores
Creative Process and Production	4	3	2	1	0	NA	34
Organization	0%	9%	76%	15%	0%	0	34
Language	0%	3%	91%	6%	0%	0	34
Delivery	0%	12%	85%	3%	0%	0	34
Supporting Material	0%	6%	71%	24%	0%	0	34
Central Message	0%	18%	68%	15%	0%	0	34

Oral Communication	
At or above benchmark	Tier 1
Creative Process and Production	Tier 1
Organization	85%
Language	94%
Delivery	97%
Supporting Material	76%
Central Message	85%

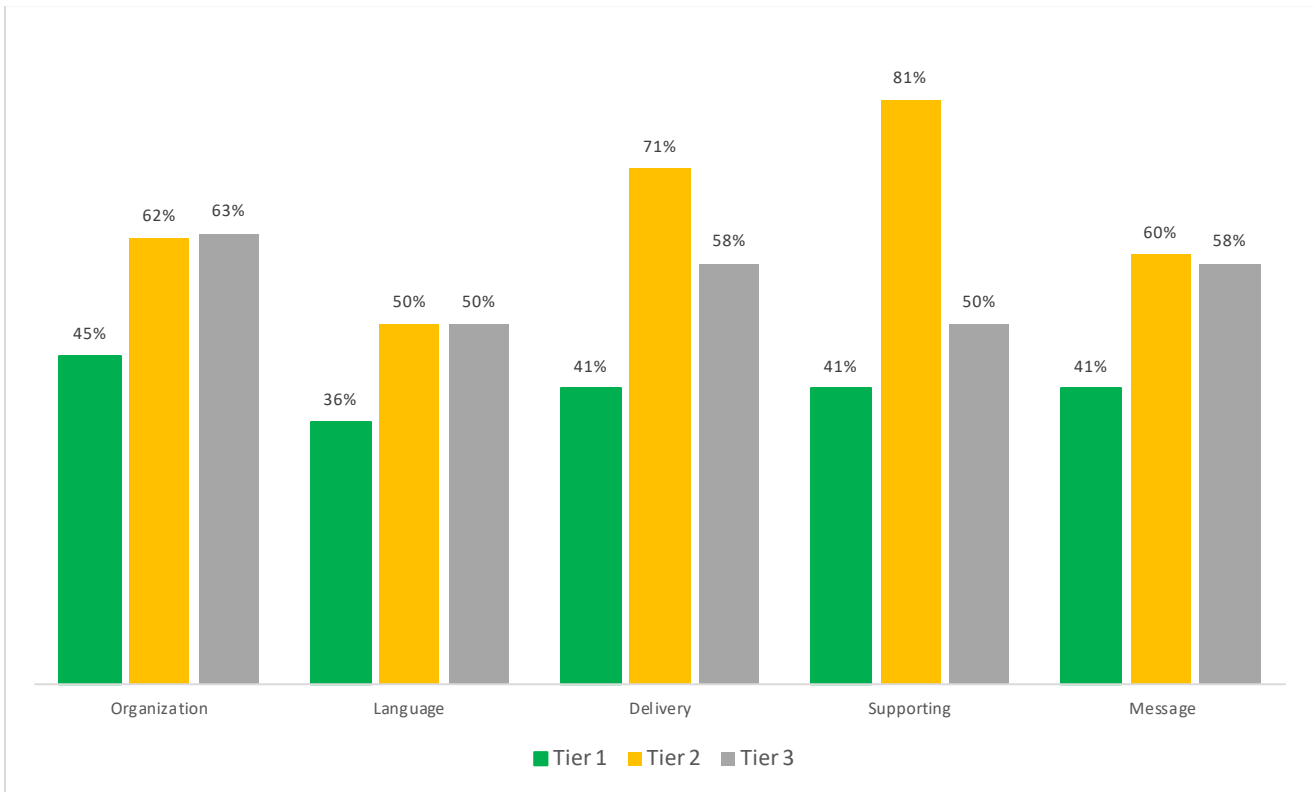


Oral Communication							
Tier 1							Total with scores
Language, Literary, and Cultural Studies	4	3	2	1	0	NA	
Organization	0%	2%	43%	52%	2%	0	44
Language	0%	2%	34%	43%	20%	0	44
Delivery	0%	2%	39%	25%	34%	0	44
Supporting Material	0%	2%	39%	25%	34%	0	44
Central Message	0%	2%	39%	50%	9%	0	44

Oral Communication							
Tier 2							Total with scores
Language, Literary, and Cultural Studies	4	3	2	1	0	NA	
Organization	12%	50%	29%	10%	0%	0	42
Language	12%	38%	40%	10%	0%	0	42
Delivery	26%	45%	19%	10%	0%	0	42
Supporting Material	31%	50%	10%	10%	0%	0	42
Central Message	10%	50%	31%	10%	0%	0	42

Oral Communication							
Tier 3							Total with scores
Language, Literary, and Cultural Studies	4	3	2	1	0	NA	
Organization	63%	33%	4%	0%	0%	0	24
Language	50%	29%	21%	0%	0%	0	24
Delivery	58%	25%	17%	0%	0%	0	24
Supporting Material	50%	33%	17%	0%	0%	0	24
Central Message	58%	33%	8%	0%	0%	0	24

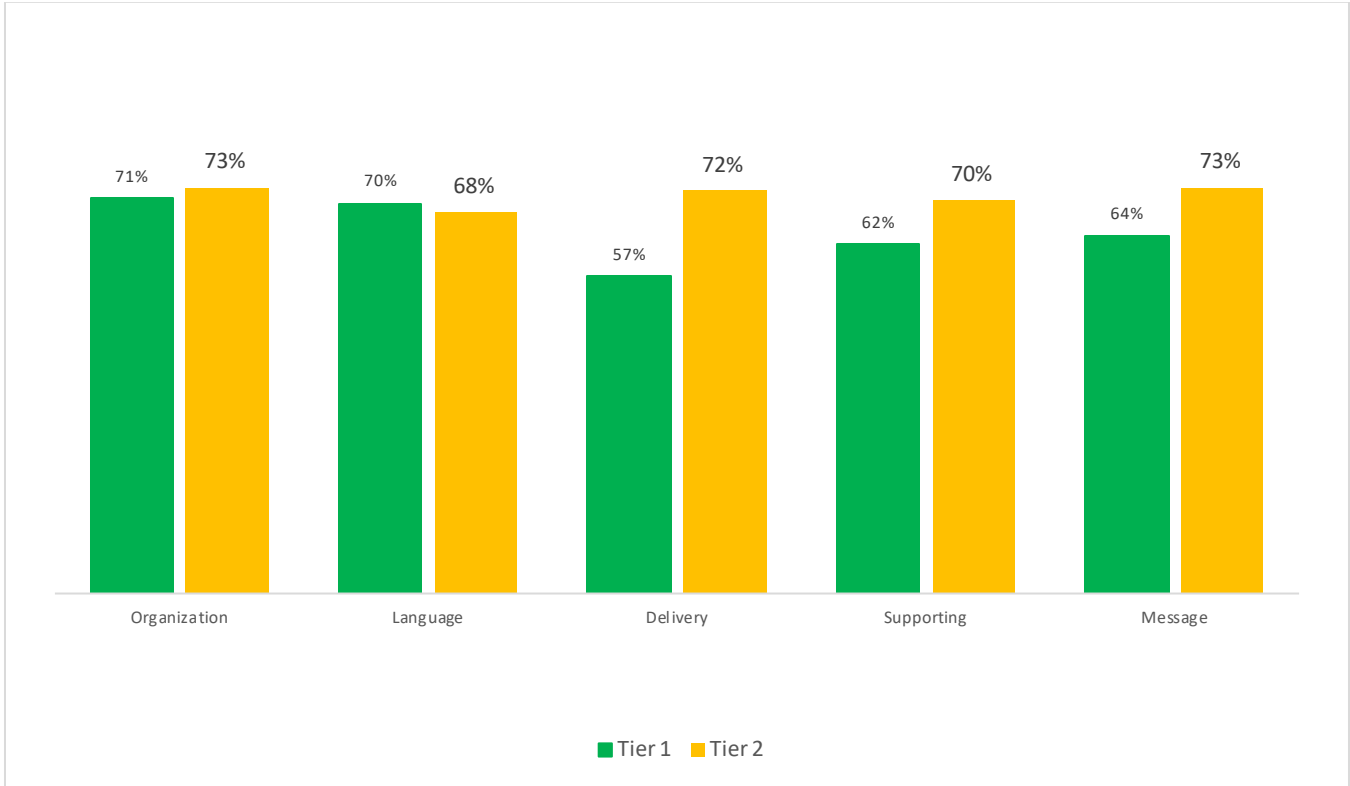
Oral Communication			
At or above benchmark			
Language, Literary, and Cultural Studies	Tier 1	Tier 2	Tier 3
Organization	45%	62%	63%
Language	36%	50%	50%
Delivery	41%	71%	58%
Supporting Material	41%	81%	50%
Central Message	41%	60%	58%



Oral Communication							
Tier 1							Total with scores
Social and Historical Perspectives	4	3	2	1	0	NA	
Organization	3%	10%	59%	27%	3%	0	157
Language	2%	10%	58%	23%	7%	0	156
Delivery	3%	10%	45%	31%	12%	0	157
Supporting Material	3%	12%	48%	27%	11%	0	157
Central Message	2%	16%	46%	31%	4%	0	156

Oral Communication							
Tier 2							Total with scores
Social and Historical Perspectives	4	3	2	1	0	NA	
Organization	20%	52%	23%	5%	0%	0	44
Language	32%	36%	25%	7%	0%	0	44
Delivery	30%	42%	21%	5%	2%	0	43
Supporting Material	34%	36%	25%	2%	2%	0	44
Central Message	36%	36%	23%	5%	0%	0	44

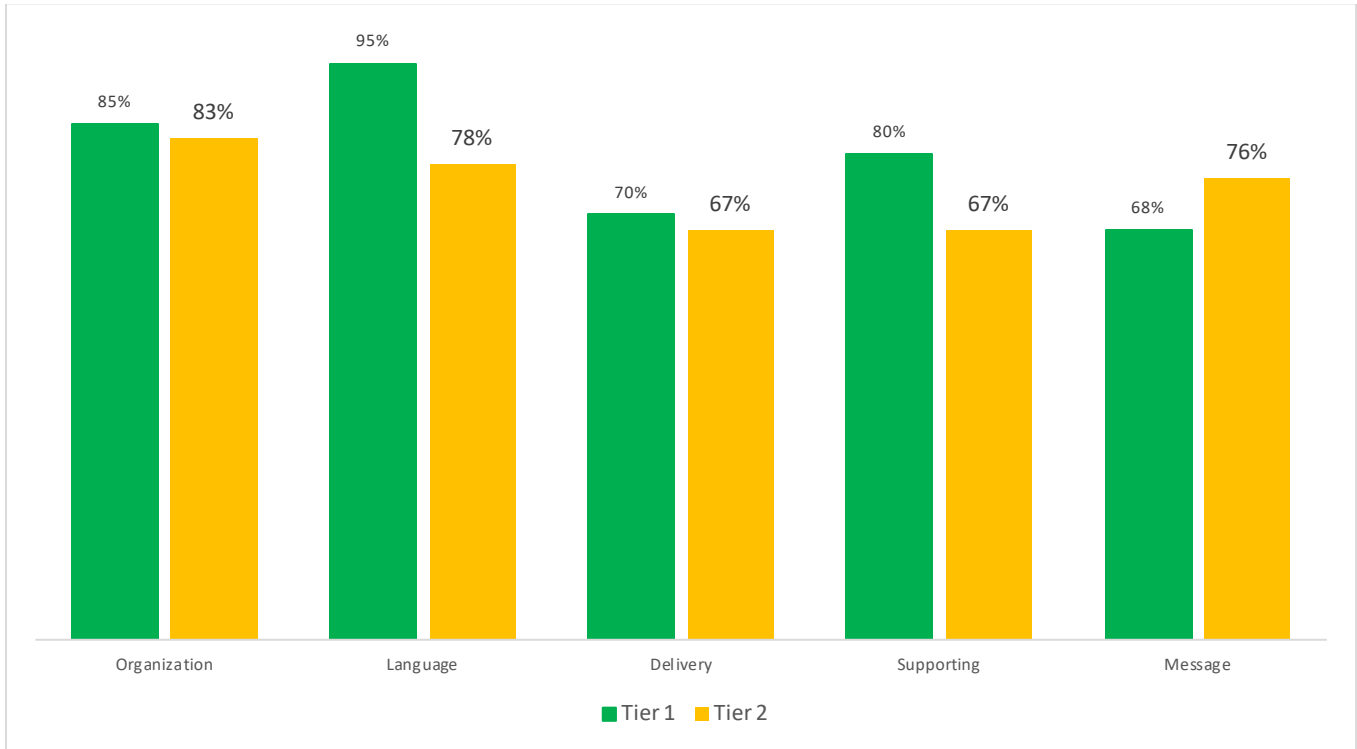
Oral Communication		
At or above benchmark		
Social and Historical Perspectives	Tier 1	Tier 2
Organization	71%	73%
Language	70%	68%
Delivery	57%	72%
Supporting Material	62%	70%
Central Message	64%	73%



Oral Communication							
Tier 1							Total with scores
Scientific and Quantitative Inquiry	4	3	2	1	0	NA	40
Organization	0%	0%	85%	15%	0%	0	40
Language	0%	0%	95%	5%	0%	0	40
Delivery	0%	0%	70%	30%	0%	0	40
Supporting Material	0%	10%	70%	20%	0%	0	40
Central Message	0%	0%	68%	33%	0%	0	40

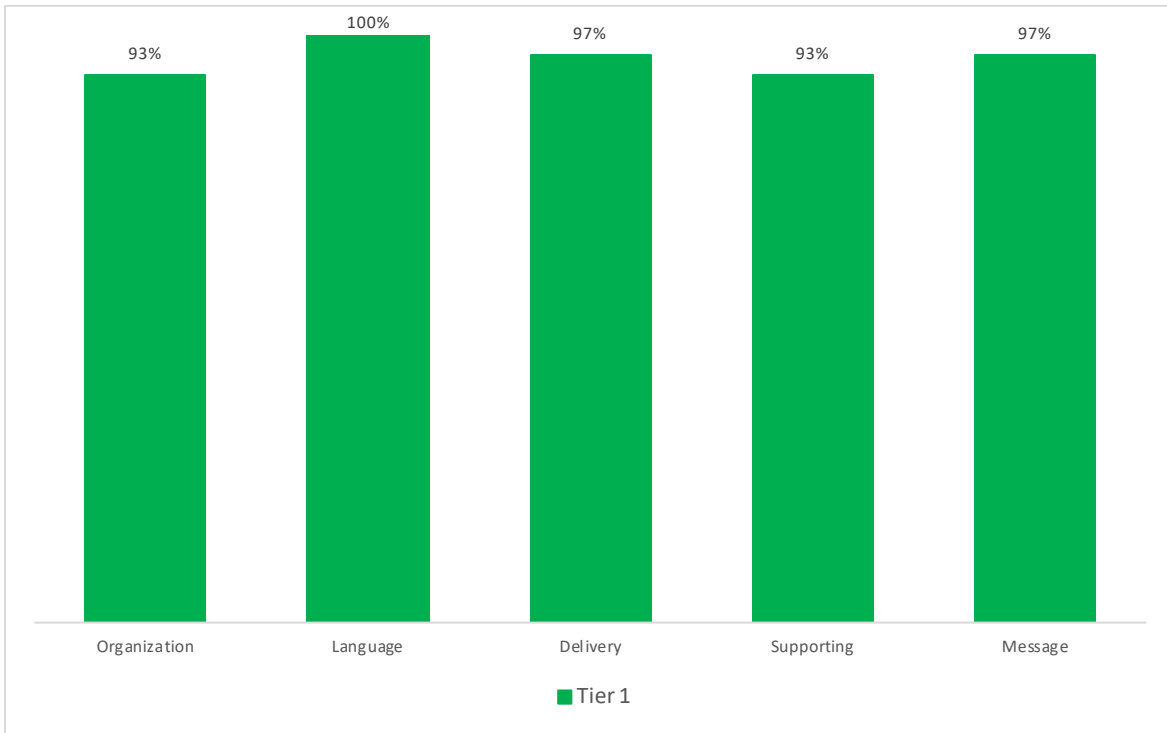
Oral Communication							
Tier 2							Total with scores
Scientific and Quantitative Inquiry	4	3	2	1	0	NA	46
Organization	28%	54%	15%	2%	0%	0	46
Language	26%	52%	7%	15%	0%	0	46
Delivery	28%	39%	9%	24%	0%	0	46
Supporting Material	17%	50%	20%	13%	0%	0	46
Central Message	20%	57%	17%	7%	0%	0	46

Oral Communication		
At or above benchmark		
Scientific and Quantitative Inquiry	Tier 1	Tier 2
Organization	85%	83%
Language	95%	78%
Delivery	70%	67%
Supporting Material	80%	67%
Central Message	68%	76%



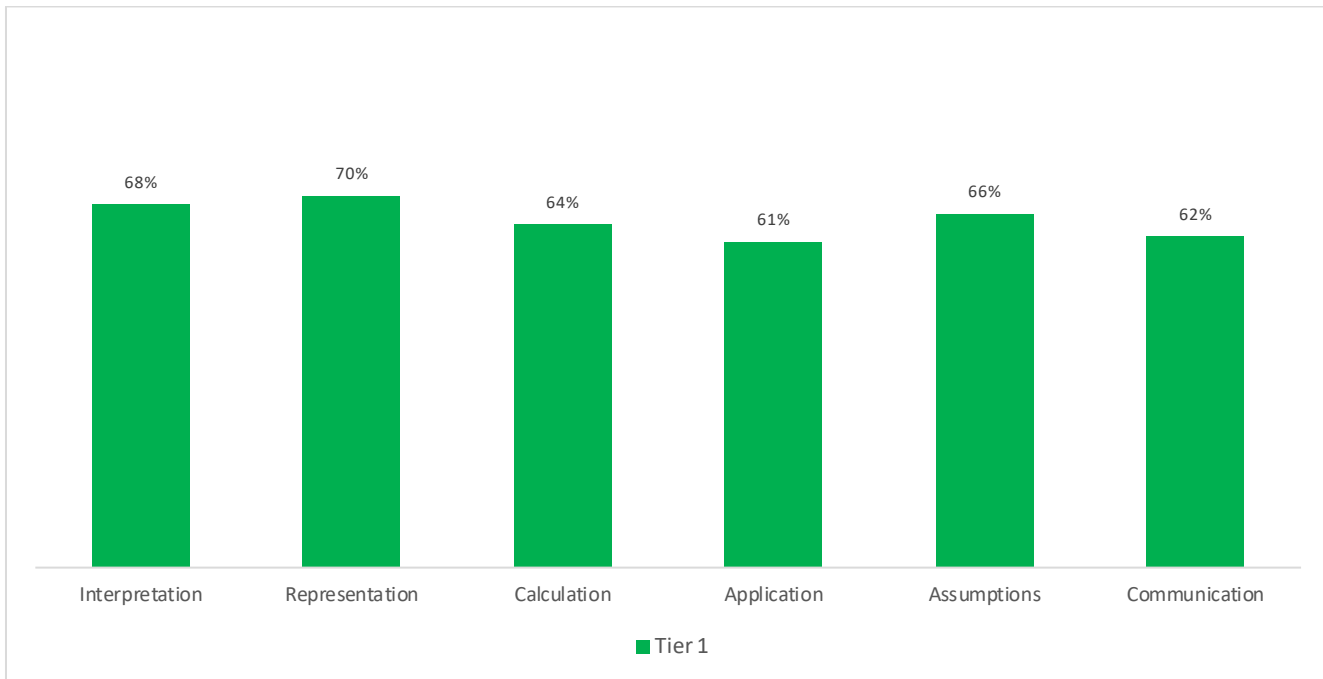
Oral Communication							
Tier 1							Total with scores
English as a Second Language	4	3	2	1	0	NA	
Organization	0%	31%	62%	7%	0%	0	29
Language	0%	7%	93%	0%	0%	0	29
Delivery	0%	31%	66%	3%	0%	0	29
Supporting Material	0%	38%	55%	7%	0%	0	29
Central Message	0%	14%	83%	3%	0%	0	29

Oral Communication	
At or above benchmark	
English as a Second Language	Tier 1
Organization	93%
Language	100%
Delivery	97%
Supporting Material	93%
Central Message	97%



Quantitative Literacy							
Tier 1	4	3	2	1	0	NA	Total with scores
Math	4	3	2	1	0	NA	Total with scores
Interpretation	2%	11%	55%	25%	7%	0	170
Representation	2%	9%	59%	19%	11%	0	170
Calculation	2%	9%	53%	23%	12%	0	169
Application/Analysis	1%	11%	49%	25%	14%	0	170
Assumptions	1%	8%	58%	23%	11%	0	170
Communication	1%	8%	54%	31%	6%	0	156

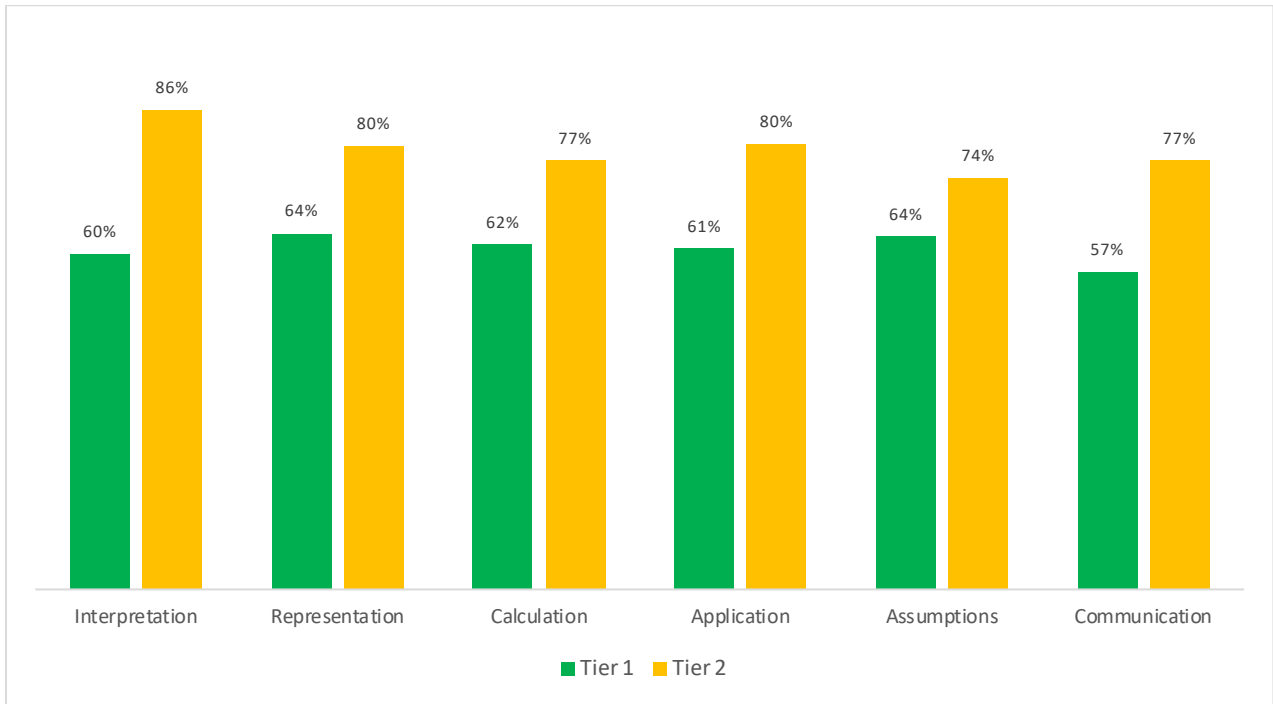
Quantitative Literacy	
At or Above Benchmark	Tier 1
Math	Tier 1
Interpretation	68%
Representation	70%
Calculation	64%
Application/Analysis	61%
Assumptions	66%
Communication	62%



Quantitative Literacy							
Tier 1							Total with scores
Scientific and Quantitative Inquiry	4	3	2	1	0	NA	
Interpretation	1%	23%	36%	32%	7%	0	96
Representation	1%	21%	42%	25%	11%	0	95
Calculation	1%	18%	43%	26%	12%	0	95
Application/Analysis	1%	21%	40%	30%	8%	0	96
Assumptions	1%	15%	48%	28%	8%	0	96
Communication	0%	17%	40%	35%	7%	0	82

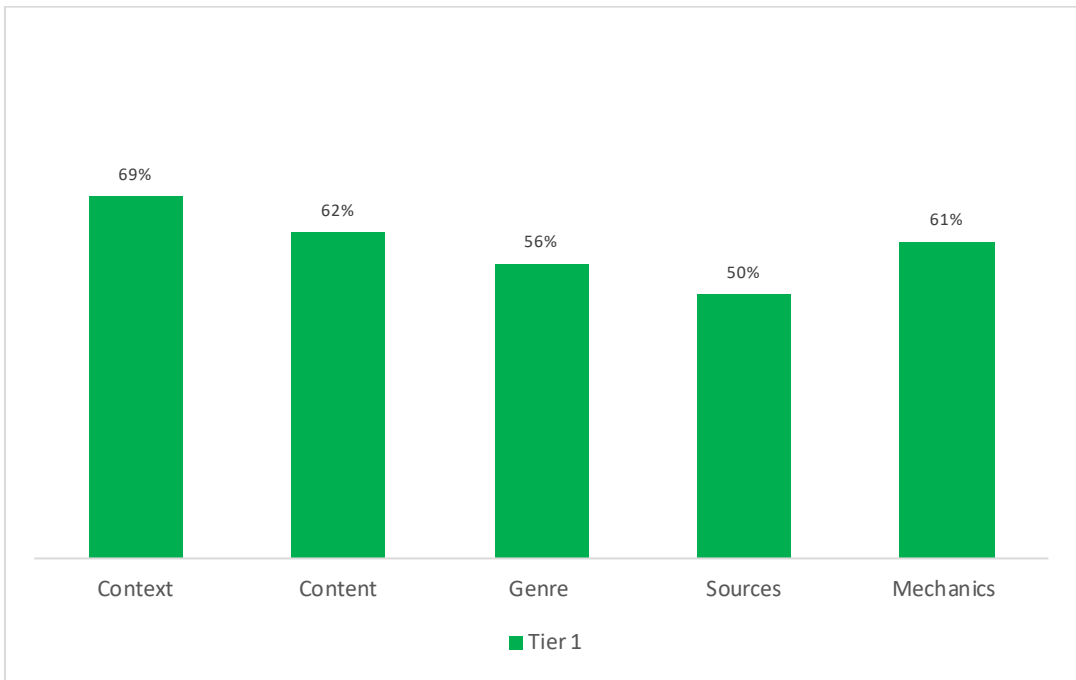
Quantitative Literacy							
Tier 2							Total with scores
Scientific and Quantitative Inquiry	4	3	2	1	0	NA	
Interpretation	0%	86%	12%	2%	0%	0	66
Representation	0%	80%	18%	2%	0%	0	65
Calculation	0%	77%	21%	2%	0%	0	66
Application/Analysis	0%	80%	17%	3%	0%	0	66
Assumptions	0%	74%	23%	3%	0%	0	66
Communication	0%	77%	20%	3%	0%	0	66

Quantitative Literacy		
At or Above Benchmark		
Scientific and Quantitative Inquiry	Tier 1	Tier 2
Interpretation	60%	86%
Representation	64%	80%
Calculation	62%	77%
Application/Analysis	61%	80%
Assumptions	64%	74%
Communication	57%	77%



Written Communication							Total with scores
Tier 1							
Creative Process and Production	4	3	2	1	0	NA	117
Context of and Purpose for Writing	0%	11%	58%	25%	6%	0	117
Content Development	0%	10%	52%	30%	8%	0	117
Genre and Disciplinary Conventions	0%	7%	50%	37%	7%	0	117
Sources and Evidence	0%	7%	44%	42%	8%	0	117
Control of Syntax and Mechanics	0%	8%	53%	31%	9%	0	117

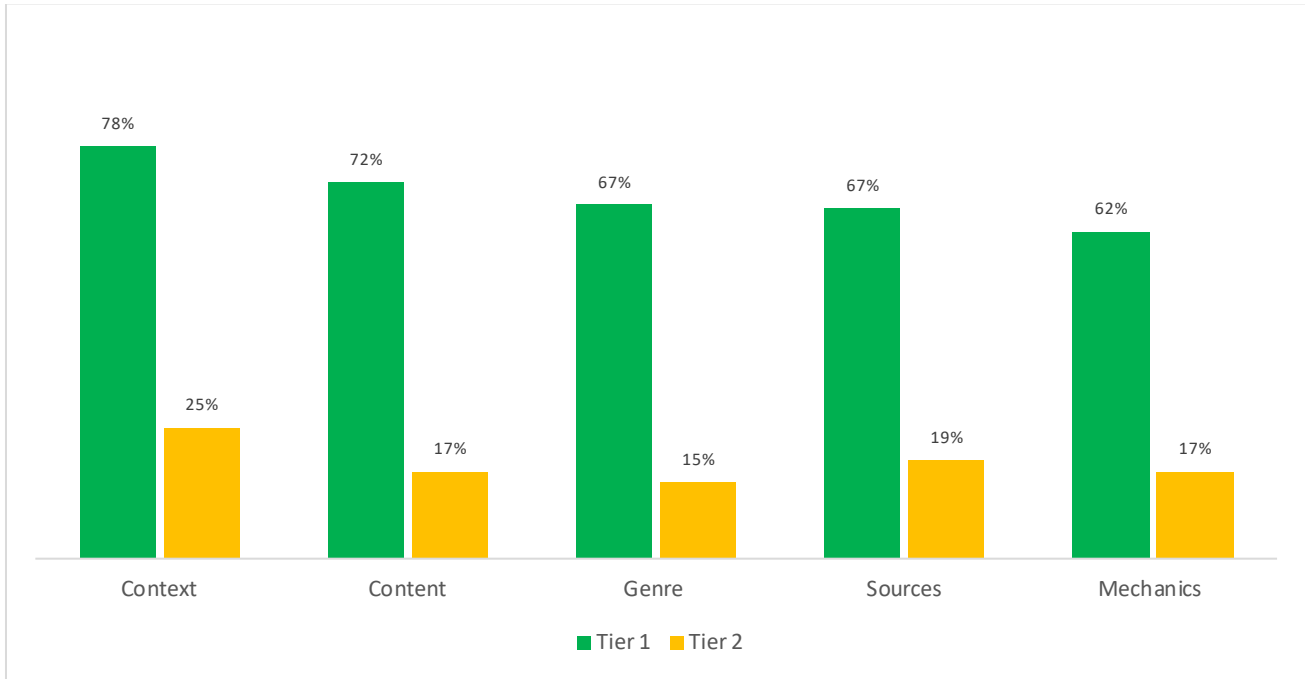
Written Communication	
At or Above Benchmark	
Creative Process and Production	Tier 1
Context of and Purpose for Writing	69%
Content Development	62%
Genre and Disciplinary Conventions	56%
Sources and Evidence	50%
Control of Syntax and Mechanics	61%



Written Communication							
Tier 1 English	4	3	2	1	0	NA	Total with scores
Context of and Purpose for Writing	5%	21%	53%	15%	6%	0	292
Content Development	5%	18%	48%	21%	8%	0	292
Genre and Disciplinary Conventions	4%	18%	46%	26%	7%	0	291
Sources and Evidence	4%	13%	50%	24%	10%	0	292
Control of Syntax and Mechanics	6%	17%	39%	29%	9%	0	289
	5%	21%	53%	15%	6%	0	292

Written Communication							
Tier 2 English	4	3	2	1	0	NA	Total with scores
Context of and Purpose for Writing	4%	21%	31%	25%	19%	0	48
Content Development	0%	17%	27%	31%	25%	0	48
Genre and Disciplinary Conventions	0%	15%	35%	25%	25%	0	48
Sources and Evidence	0%	19%	29%	27%	25%	0	48
Control of Syntax and Mechanics	0%	17%	35%	19%	29%	0	48

Written Communication		
At or Above Benchmark		
English	Tier 1	Tier 2
Context of and Purpose for Writing	78%	25%
Content Development	72%	17%
Genre and Disciplinary Conventions	67%	15%
Sources and Evidence	67%	19%
Control of Syntax and Mechanics	62%	17%

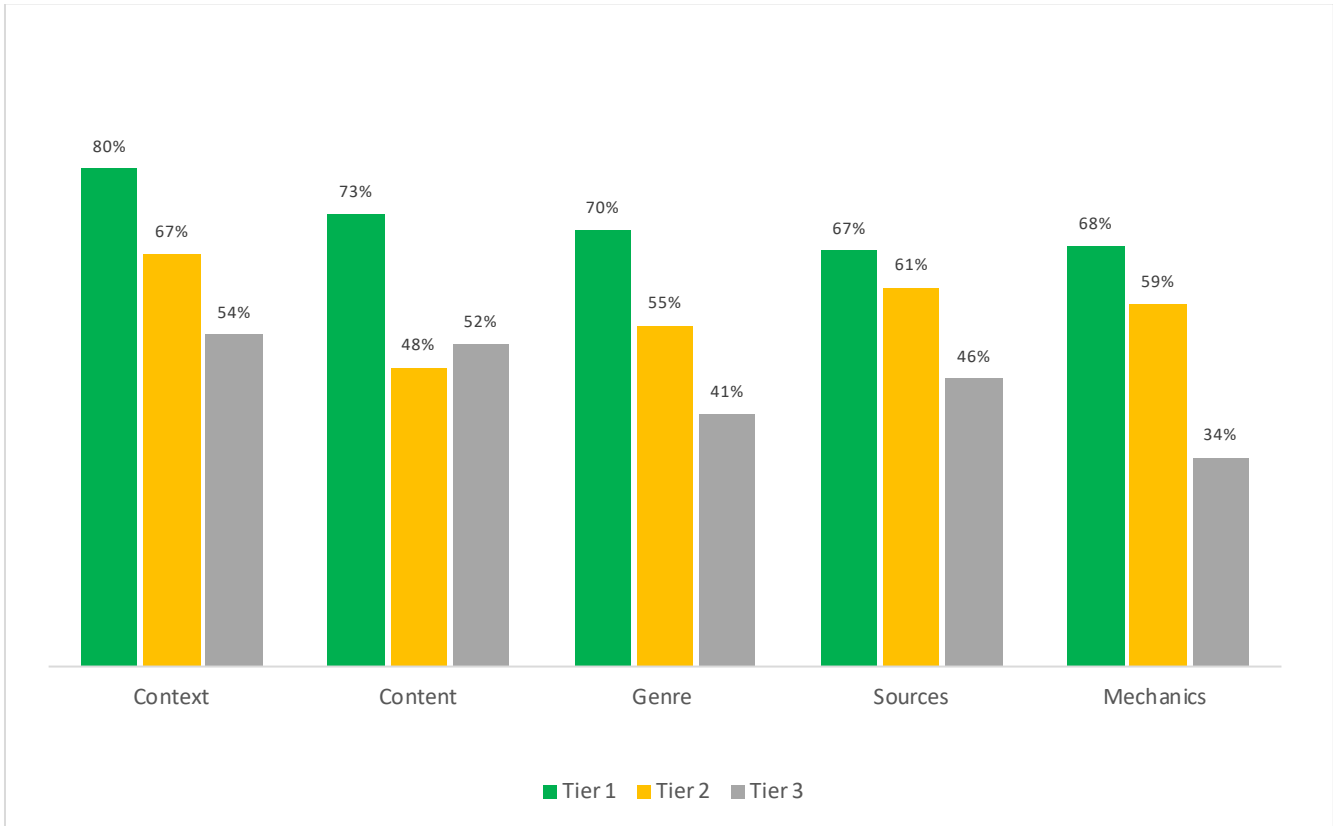


Written Communication							
Tier 1							Total with scores
Language, Literary, and Cultural Studies	4	3	2	1	0	NA	
Context of and Purpose for Writing	1%	15%	64%	15%	4%	0	383
Content Development	1%	15%	57%	22%	5%	0	383
Genre and Disciplinary Conventions	1%	12%	57%	24%	5%	0	382
Sources and Evidence	1%	11%	55%	27%	6%	0	383
Control of Syntax and Mechanics	1%	14%	53%	25%	8%	0	383

Written Communication							
Tier 2							Total with scores
Language, Literary, and Cultural Studies	4	3	2	1	0	NA	
Context of and Purpose for Writing	7%	60%	18%	7%	8%	0	147
Content Development	16%	33%	33%	10%	9%	0	147
Genre and Disciplinary Conventions	14%	41%	27%	10%	9%	0	147
Sources and Evidence	22%	39%	20%	10%	10%	0	147
Control of Syntax and Mechanics	24%	34%	24%	10%	8%	0	147

Written Communication							
Tier 3							Total with scores
Language, Literary, and Cultural Studies	4	3	2	1	0	NA	
Context of and Purpose for Writing	54%	28%	8%	6%	4%	0	71
Content Development	52%	28%	8%	7%	4%	0	71
Genre and Disciplinary Conventions	41%	37%	8%	6%	8%	0	71
Sources and Evidence	46%	24%	11%	6%	13%	0	71
Control of Syntax and Mechanics	34%	41%	6%	8%	11%	0	71

Written Communication			
At or Above Benchmark			
Language, Literary, and Cultural Studies	Tier 1	Tier 2	Tier 3
Context of and Purpose for Writing	80%	67%	54%
Content Development	73%	48%	52%
Genre and Disciplinary Conventions	70%	55%	41%
Sources and Evidence	67%	61%	46%
Control of Syntax and Mechanics	68%	59%	34%

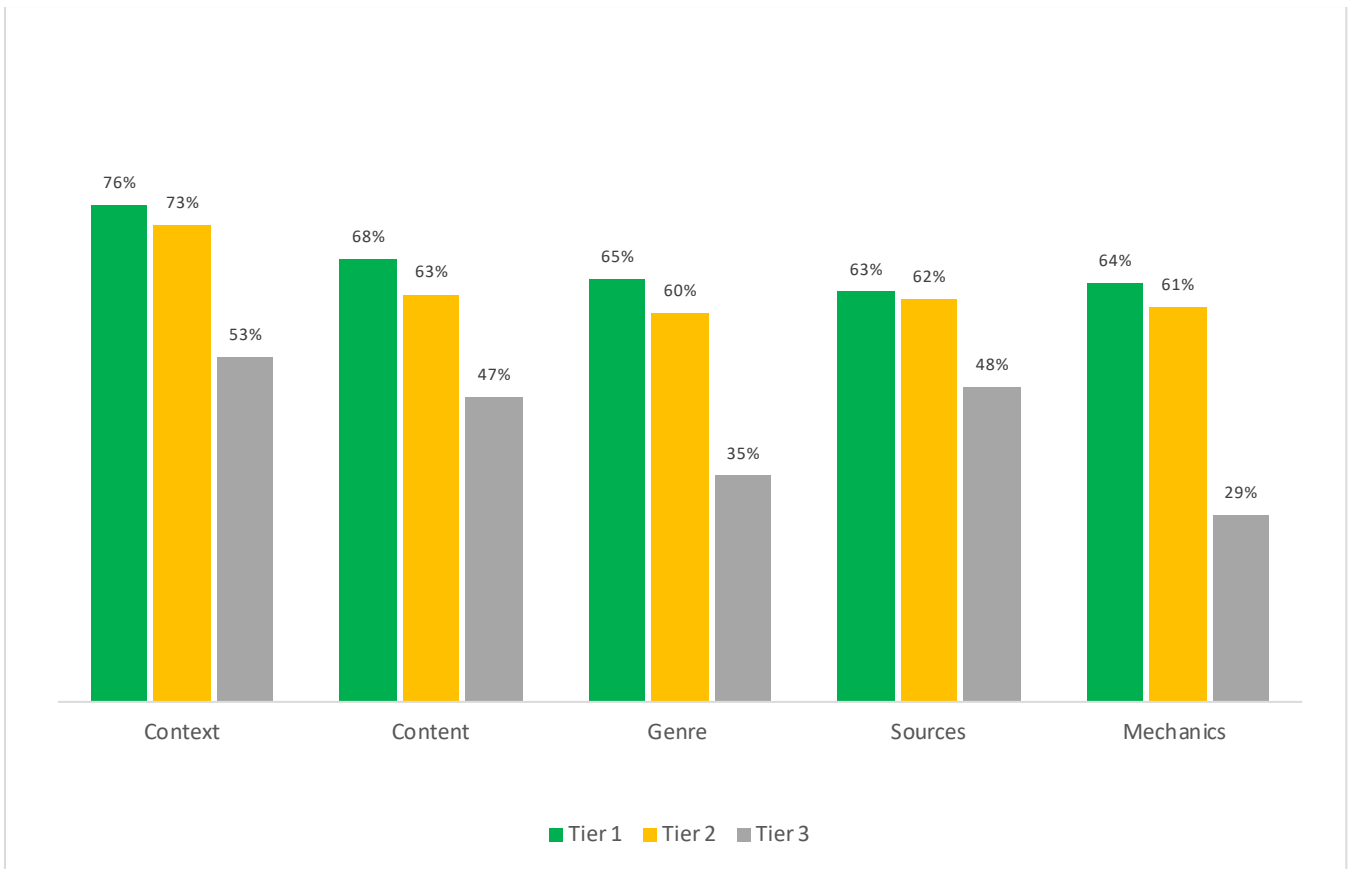


Written Communication							
Tier 1							Total with scores
Social and Historic Perspectives	4	3	2	1	0	NA	
Context of and Purpose for Writing	1%	11%	65%	18%	5%	0	458
Content Development	1%	10%	57%	25%	7%	0	458
Genre and Disciplinary Conventions	1%	8%	56%	28%	7%	0	458
Sources and Evidence	1%	7%	55%	28%	9%	0	458
Control of Syntax and Mechanics	1%	9%	54%	28%	8%	0	458

Written Communication							
Tier 2							Total with scores
Social and Historic Perspectives	4	3	2	1	0	NA	
Context of and Purpose for Writing	6%	67%	17%	5%	4%	0	346
Content Development	10%	53%	27%	6%	5%	0	346
Genre and Disciplinary Conventions	9%	51%	27%	8%	5%	0	346
Sources and Evidence	14%	48%	25%	8%	5%	0	345
Control of Syntax and Mechanics	14%	47%	29%	5%	5%	0	346

Written Communication							
Tier 3							Total with scores
Social and Historic Perspectives	4	3	2	1	0	NA	
Context of and Purpose for Writing	53%	24%	12%	6%	5%	0	66
Content Development	47%	30%	11%	8%	5%	0	66
Genre and Disciplinary Conventions	35%	39%	11%	6%	9%	0	66
Sources and Evidence	48%	18%	14%	6%	14%	0	66
Control of Syntax and Mechanics	29%	45%	5%	9%	12%	0	66

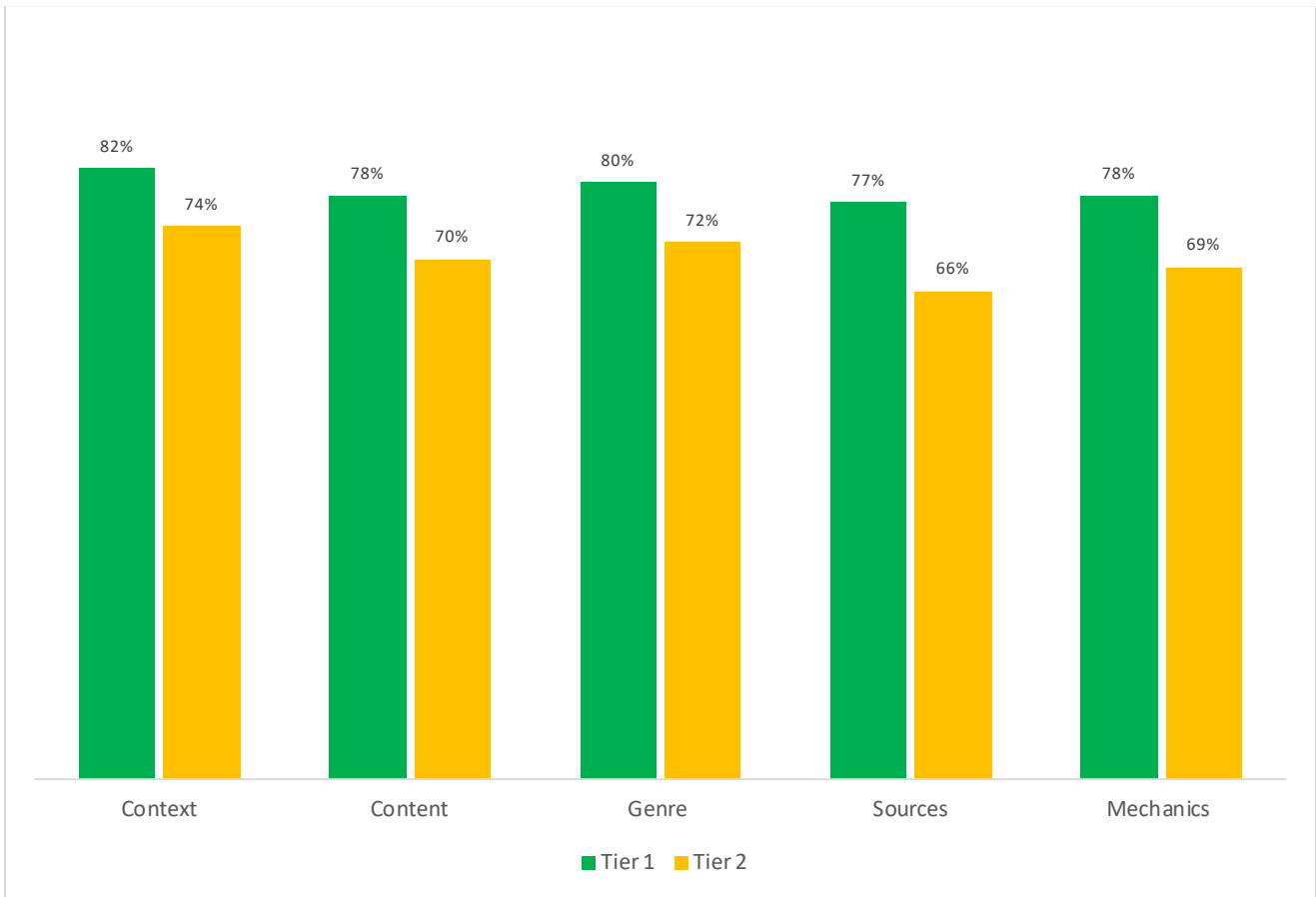
Written Communication			
At or Above Benchmark			
Social and Historic Perspectives	Tier 1	Tier 2	Tier 3
Context of and Purpose for Writing	76%	73%	53%
Content Development	68%	63%	47%
Genre and Disciplinary Conventions	65%	60%	35%
Sources and Evidence	63%	62%	48%
Control of Syntax and Mechanics	64%	61%	29%



Written Communication							
Tier 1							Total with scores
Scientific and Quantitative Inquiry	4	3	2	1	0	NA	111
Context of and Purpose for Writing	0%	10%	72%	14%	4%	0	111
Content Development	0%	5%	74%	18%	4%	0	111
Genre and Disciplinary Conventions	0%	4%	77%	16%	4%	0	111
Sources and Evidence	0%	7%	70%	18%	5%	0	111
Control of Syntax and Mechanics	0%	5%	74%	18%	4%	0	111

Written Communication							
Tier 2							Total with scores
Scientific and Quantitative Inquiry	4	3	2	1	0	NA	93
Context of and Purpose for Writing	17%	57%	18%	3%	4%	0	93
Content Development	17%	53%	23%	3%	4%	0	93
Genre and Disciplinary Conventions	10%	62%	20%	3%	4%	0	93
Sources and Evidence	15%	51%	26%	4%	4%	0	93
Control of Syntax and Mechanics	10%	59%	24%	3%	4%	0	93

Written Communication		
At or Above Benchmark		
Scientific and Quantitative Inquiry	Tier 1	Tier 2
Context of and Purpose for Writing	82%	74%
Content Development	78%	70%
Genre and Disciplinary Conventions	80%	72%
Sources and Evidence	77%	66%
Control of Syntax and Mechanics	78%	69%



Written Communication							
Tier 1							Total with scores
English as a Second Language	4	3	2	1	0	NA	
Context of and Purpose for Writing	0%	21%	71%	7%	0%	0	28
Content Development	0%	30%	67%	4%	0%	0	27
Genre and Disciplinary Conventions	0%	46%	46%	7%	0%	0	28
Sources and Evidence	0%	21%	64%	14%	0%	0	28
Control of Syntax and Mechanics	0%	11%	75%	14%	0%	0	28

Written Communication	
At or Above Benchmark	
English as a Second Language	Tier 1
Context of and Purpose for Writing	93%
Content Development	96%
Genre and Disciplinary Conventions	93%
Sources and Evidence	86%
Control of Syntax and Mechanics	86%

