

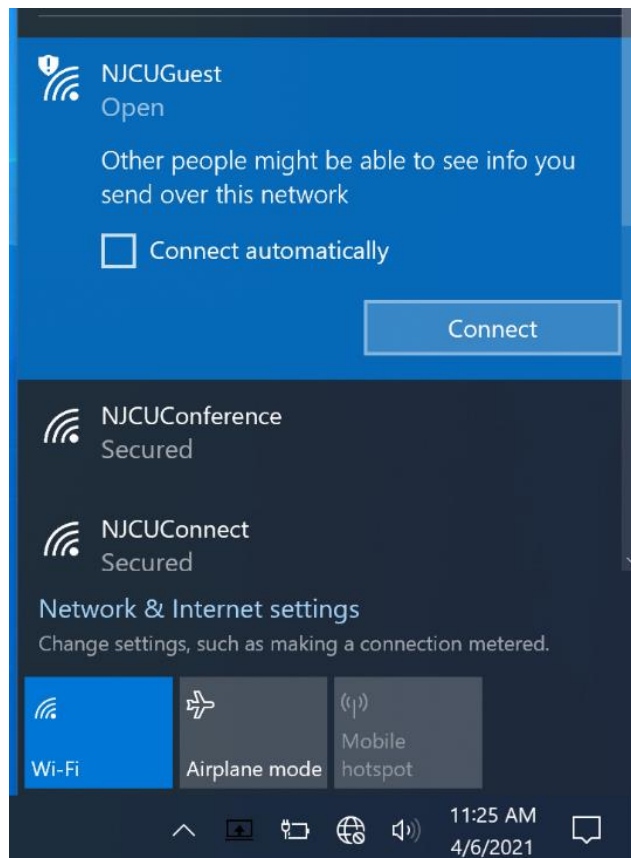


Guest Access – Getting Connected

- NJCUGuest - This wireless network SSID is designed to provide guest access to campus visitors, contractors, and other individuals with affiliations to our community members. This network works through sponsorship criteria where NJCU email account holders can sponsor guests through a registration portal available for users who connect to the NJCUGuest network.

These are the steps to get internet access through the “NJCUGuest” network


1. Browse wireless networks and choose and connect to “NJCUGuest”




2. Once connected your device or computer should automatically open a browser and display the NJCU Guest Registration form. Please fill out this form using the following information.
 - a. Sponsor's Email: The NJCU staff, faculty or student who will sponsor your visit.
 - b. Visitors Full Name
 - c. Cell Phone # capable of receiving SMS text msgs
 - d. Mobile Carrier
 - e. Visitor Email: Visitors e-mail address.
 - f. Accept the terms of use.

Guest Registration

guestaccess.njcu.edu/guest/njcu_guest.php?cmd=login&mac=b4:a...



Please complete the form below to gain access to the network.

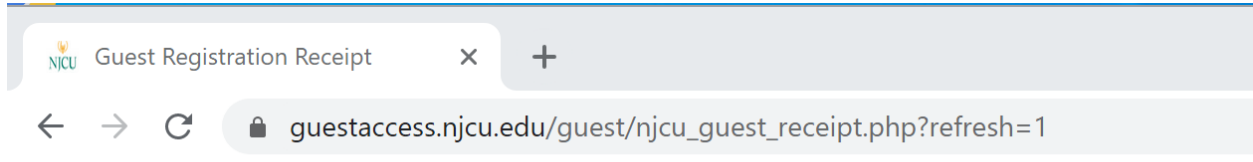
Visitor Registration	
* Sponsor's Email:	-NJCU Staff\Faculty\Student sponsor <small>Email of the person sponsoring this visitor account. Must be a NJCU email address.</small>
* Your Name:	-visitors full name <small>Please enter your full name.</small>
* Phone Number:	 (201) 555-0123 <small>Please enter your contact phone number.</small>
* Mobile Carrier:	Verizon <small>The visitor's mobile carrier.</small>
* Email Address:	visitorsemail@domain.com <small>Please enter your email address. This will become your username to log into the network.</small>
* Confirm:	<input checked="" type="checkbox"/> I accept the terms of use
<input type="button" value="Register"/>	

* required field



Already have an account? [Sign In](#)

Need help configuring your device? [NJCUWiFi Quick Connect](#)

3. Once you click "Register" you will be direct to a receipt page. The sponsor will receive an email requesting them to log in and accept the sponsorship. Once they have, the "Log In" button will change from greyed out to clickable. Click Login. You will be redirected to <https://www.njcu.edu>



The details for your guest account are shown below.

Visitor Registration Receipt	
Sponsor's Name:	admin
Sponsor's Email:	njcusponsor@njcu.edu
Guest's Name:	Guest Visitor
Phone Number:	1-201-200-2000
Account Username:	 guestvisitor@domain.com
Guest Password:	 526602
Activation Time:	Tuesday, 06 April 2021, 11:39 AM
Expiration Time:	Wednesday, 07 April 2021, 11:39 AM
Account Status:	Enabled
<input type="button" value="Log In"/>	

© Copyright 2021 New Jersey City University

A visitor account expires exactly 24hrs from activation.